



Coldwater vs Kenton
August 24, 2007 at Cavalier Stadium Coldwater
Final Statistics



Score by Quarters

	1	2	3	4	Final
Coldwater	7	7	7	0	21
Kenton	7	0	0	0	7

Team Statistics

		<u>Coldwater</u>	<u>Kenton</u>
Offensive	First Downs	21	14
	by Run	11	2
	by Pass	9	11
	by Penalty	1	1
	Rushes - Yards	37-186	17-7
	Passes Comp - Att - Yds - Int	14-24-139-1	22-35-255-1
Total Offensive Plays - Yards		61-325	52-262
Kicking Game	Punt Returns - Avg - Long	1-19-19	1-0-0
	Kickoff Returns - Avg - Long	2-21-25	4-15-16
	Field Goals Made - Att - Long	0-0-0	0-0-0
	Punts - Average - Long	3-33-44	4-32-41
Turnovers	Interceptioned By	1	1
	Fumbles - Lost	2-1	1-1
	Penalties - Yards	7-54	4-33

Scoring Summary

<u>Team</u>	<u>Time</u>	<u>Qtr</u>	<u>Scoring Play</u>	<u>Conversion</u>	<u>PL-Yds</u>	<u>Score</u>
Coldwater	08:19	1st	Zach Kaup 13 yd pass from Cory Klenke	Mario de la Rosa kick good	9-64	7 - 0
Kenton	07:59	1st	Corey Manns 81 yd pass from Brian Tompson	Trevor Beazley kick good	1-81	7 - 7
Coldwater	10:09	2nd	Ryan Geier 14 yd pass from Cory Klenke	Mario de la Rosa kick good	2-27	14 - 7
Coldwater	03:18	3rd	Tony Harlamert 2 yd run	Mario de la Rosa kick good	16-64	21 - 7

Individual Statistics

Coldwater

<u>Rushing</u>	<u>Att</u>	<u>Yds</u>	<u>TD</u>	<u>Lg</u>	<u>Avg</u>
Cory Klenke	14	94	0	19	6.7
Tony Harlamert	18	91	1	24	5.1
Adam Homan	3	5	0	4	1.7
Team	2	-4	0	-2	-2.0

Kenton

<u>Rushing</u>	<u>Att</u>	<u>Yds</u>	<u>TD</u>	<u>Lg</u>	<u>Avg</u>
Brian Tompson	17	7	0	10	0.4

Passing

	<u>Att</u>	<u>Cmp</u>	<u>Int</u>	<u>Yds</u>	<u>TD</u>	<u>Lng</u>
Cory Klenke	24	14	1	139	2	23

Passing

	<u>Att</u>	<u>Cmp</u>	<u>Int</u>	<u>Yds</u>	<u>TD</u>	<u>Lng</u>
Brian Tompson	35	22	1	255	1	81

Receiving

	<u>Cat</u>	<u>Yds</u>	<u>TD</u>	<u>Lng</u>	<u>Avg</u>
Zach Kaup	7	68	1	16	9.7
Ryan Geier	3	43	1	23	14.3
10 Zach Sieftring	3	23	0	10	7.7
Tony Harlamert	1	5	0	5	5.0

Receiving

	<u>Cat</u>	<u>Yds</u>	<u>TD</u>	<u>Lng</u>	<u>Avg</u>
Corey Manns	8	148	1	81	18.5
Tyler Slonecker	4	19	0	11	4.8
Sean Kleinfelter	1	15	0	15	15.0
Josh Pemberton	2	5	0	4	2.5
Wes Goldsmith	4	56	0	25	14.0
Chase Barnes	2	6	0	4	3.0
Seth Dobbins	1	6	0	6	6.0

Punting

	<u>No</u>	<u>Yds</u>	<u>Avg</u>	<u>Lng</u>	<u>Blk</u>
Cory Klenke	3	100	33.3	44	0

Punting

	<u>No</u>	<u>Yds</u>	<u>Avg</u>	<u>Lng</u>	<u>Blk</u>
Number 58	4	129	32.3	41	0

Punt Returns

	<u>No</u>	<u>Yds</u>	<u>TD</u>	<u>Lng</u>
Ryan Geier	1	19	0	19

Punt Returns

	<u>No</u>	<u>Yds</u>	<u>TD</u>	<u>Lng</u>
Chase Barnes	1	0	0	0

Kick Returns

	<u>No</u>	<u>Yds</u>	<u>TD</u>	<u>Lng</u>
Ryan Geier	2	42	0	25

Kick Returns

	<u>No</u>	<u>Yds</u>	<u>TD</u>	<u>Lng</u>
Chase Barnes	4	59	0	16

Interceptions

	<u>No</u>	<u>Yds</u>	<u>TD</u>	<u>Avg</u>
Zach Kaup	1	18	0	18.0

Interceptions

	<u>No</u>	<u>Yds</u>	<u>TD</u>	<u>Avg</u>
Corey Manns	1	14	0	14.0



Coldwater vs Marion Local
August 31, 2007 at Cavalier Stadium Coldwater
Final Statistics



Score by Quarters

	1	2	3	4	Final
Coldwater	7	0	7	0	14
Marion Local	7	14	7	7	35

Team Statistics

		<u>Coldwater</u>	<u>Marion Local</u>
Offensive	First Downs	8	20
	by Run	2	13
	by Pass	6	6
	by Penalty	0	1
	Rushes - Yards	18-44	52-195
	Passes Comp - Att - Yds - Int	12-23-142-2	6-13-110-0
Total Offensive Plays - Yards		41-186	65-305
Kicking Game	Punt Returns - Avg - Long	0-0-0	4-4-9
	Kickoff Returns - Avg - Long	4-12-21	3-25-33
	Field Goals Made - Att - Long	0-0-0	0-0-0
	Punts - Average - Long	5-39-50	3-27-30
Turnovers	Interceptioned By	0	2
	Fumbles - Lost	1-0	2-1
	Penalties - Yards	6-38	1-5

Scoring Summary

<u>Team</u>	<u>Time</u>	<u>Qtr</u>	<u>Scoring Play</u>	<u>Conversion</u>	<u>PL-Yds</u>	<u>Score</u>
Coldwater	02:20	1st	Cory Klenke 1 yd run	Mario de la Rosa kick good	12-67	7 - 0
Marion Local	00:11.9	1st	Chris Stucke 7 yd run	Dan Fortkamp kick good	5-52	7 - 7
Marion Local	09:07	2nd	Jason Wolters 35 yd pass from Chris Stucke	Dan Fortkamp kick good	4-42	7 - 14
Marion Local	04:30	2nd	Ben Schaefer 1 yd run	Dan Fortkamp kick good	6-18	7 - 21
Marion Local	05:18	3rd	Tyler Obringer 9 yd pass from Chris Stucke	Dan Fortkamp kick good	9-58	7 - 28
Coldwater	04:12	3rd	Tony Harlamert 13 yd pass from Keith Wenning	Mario de la Rosa kick good	5-87	14 - 28
Marion Local	03:28	4th	Ben Schaefer 3 yd run	Dan Fortkamp kick good	14-56	14 - 35

Individual Statistics

Coldwater

<u>Rushing</u>	<u>Att</u>	<u>Yds</u>	<u>TD</u>	<u>Lg</u>	<u>Avg</u>
Tyler Kunk	3	5	0	3	1.7
Tony Harlamert	5	10	0	8	2.0
Cory Klenke	5	40	1	15	8.0
Ryan Geier	1	-2	0	-2	-2.0
Zach Kaup	1	-6	0	-6	-6.0
Keith Wenning	2	-1	0	6	-0.5
Team	1	-2	0	-2	-2.0

Marion Local

<u>Rushing</u>	<u>Att</u>	<u>Yds</u>	<u>TD</u>	<u>Lg</u>	<u>Avg</u>
Chris Stucke	14	73	1	22	5.2
Ben Schaefer	28	91	2	14	3.3
Dillon Kremer	4	10	0	5	2.5
Luke Homan	5	21	0	13	4.2
Ben Smith	1	0	0	0	0.0

Passing

	<u>Att</u>	<u>Cmp</u>	<u>Int</u>	<u>Yds</u>	<u>TD</u>	<u>Lng</u>
Cory Klenke	14	6	2	61	0	19
Keith Wenning	9	6	0	81	1	56

Passing

	<u>Att</u>	<u>Cmp</u>	<u>Int</u>	<u>Yds</u>	<u>TD</u>	<u>Lng</u>
Chris Stucke	13	6	0	110	2	35

Receiving

	<u>Cat</u>	<u>Yds</u>	<u>TD</u>	<u>Lng</u>	<u>Avg</u>
Tony Harlamert	7	65	1	19	9.3
Dusty Rutschilling	2	57	0	56	28.5
Zach Kaup	1	0	0	0	0.0
Tyler Kunk	1	8	0	8	8.0
Ryan Geier	1	12	0	12	12.0

Receiving

	<u>Cat</u>	<u>Yds</u>	<u>TD</u>	<u>Lng</u>	<u>Avg</u>
Jason Wolters	3	68	1	35	22.7
Tyler Obringer	2	27	1	18	13.5
Alex Moeller	1	15	0	15	15.0

Punting

	<u>No</u>	<u>Yds</u>	<u>Avg</u>	<u>Lng</u>	<u>Blk</u>
Cory Klenke	5	193	38.6	50	0

Punting

	<u>No</u>	<u>Yds</u>	<u>Avg</u>	<u>Lng</u>	<u>Blk</u>
Dan Fortkamp	3	80	26.7	30	0

Punt Returns

	<u>No</u>	<u>Yds</u>	<u>TD</u>	<u>Lng</u>

Punt Returns

	<u>No</u>	<u>Yds</u>	<u>TD</u>	<u>Lng</u>
Chris Stucke	3	14	0	9
Jason Wolters	1	0	0	0

Kick Returns

	<u>No</u>	<u>Yds</u>	<u>TD</u>	<u>Lng</u>
Ryan Geier	3	25	0	12
Tony Harlamert	1	21	0	21

Kick Returns

	<u>No</u>	<u>Yds</u>	<u>TD</u>	<u>Lng</u>
Ben Smith	2	54	0	33
Chris Stucke	1	22	0	22

Interceptions

	<u>No</u>	<u>Yds</u>	<u>TD</u>	<u>Avg</u>

Interceptions

	<u>No</u>	<u>Yds</u>	<u>TD</u>	<u>Avg</u>
Troy Prenger	1	15	0	15.0
Chris Stucke	1	22	0	22.0



Coldwater vs New Bremen
September 7, 2007 at Cardinal Stadium - New Bremen
Final Statistics



Score by Quarters

	1	2	3	4	Final
Coldwater	21	14	14	0	49
New Bremen	0	7	0	0	7

Team Statistics

		<u>Coldwater</u>	<u>New Bremen</u>
Offensive	First Downs	17	9
	by Run	7	5
	by Pass	10	4
	by Penalty	0	0
	Rushes - Yards	37-163	37-60
	Passes Comp - Att - Yds - Int	12-27-194-1	7-24-72-1
Total Offensive Plays - Yards		64-357	61-132
Kicking Game	Punt Returns - Avg - Long	3-3-9	3--3-0
	Kickoff Returns - Avg - Long	2-33-35	8-24-52
	Field Goals Made - Att - Long	0-0-0	0-0-0
	Punts - Average - Long	5-32-40	6-29-38
Turnovers	Intercepted By	1	1
	Fumbles - Lost	2-2	6-4
	Penalties - Yards	8-69	5-20

Scoring Summary

<u>Team</u>	<u>Time</u>	<u>Qtr</u>	<u>Scoring Play</u>	<u>Conversion</u>	<u>PL-Yds</u>	<u>Score</u>
Coldwater	07:07	1st	Tony Harlamert 24 yd pass from Cory Klenke	Mario de la Rosa kick good	7-34	7 - 0
Coldwater	03:44	1st	Tony Harlamert 16 yd pass from Cory Klenke	Mario de la Rosa kick good	6-44	14 - 0
Coldwater	01:14	1st	Dusty Rutschilling 20 yd pass from Cory Klenke	Mario de la Rosa kick good	5-34	21 - 0
Coldwater	10:56	2nd	Ryan Geier 25 yd pass from Keith Wenning	Mario de la Rosa kick good	5-46	28 - 0
New Bremen	03:28	2nd	Corey Jutte 8 yd run	Anthony Moeder kick good	4-52	28 - 7
Coldwater	01:27	2nd	Ryan Geier 10 yd pass from Cory Klenke	Mario de la Rosa kick good	7-61	35 - 7
Coldwater	03:48	3rd	Tony Harlamert 1 yd run	Mario de la Rosa kick good	8-24	42 - 7
Coldwater	03:17	3rd	Trent Muhlenkamp 4 yd run	Mario de la Rosa kick good	2-25	49 - 7

Individual Statistics

Coldwater

<u>Rushing</u>	<u>Att</u>	<u>Yds</u>	<u>TD</u>	<u>Lg</u>	<u>Avg</u>
Tony Harlamert	10	28	1	8	2.8
Cory Klenke	10	79	0	20	7.9
Justin Bruns	1	17	0	17	17.0
Keith Wenning	1	-6	0	-6	-6.0
Tyler Kunk	1	5	0	5	5.0
Adam Homan	3	14	0	10	4.7
Trent Muhlenkamp	5	26	1	21	5.2
Chad Westgerdes	2	9	0	10	4.5
Jacob Pohl	1	1	0	1	1.0
Team	3	-10	0	-2	-3.3

<u>Passing</u>	<u>Att</u>	<u>Cmp</u>	<u>Int</u>	<u>Yds</u>	<u>TD</u>	<u>Lng</u>
Cory Klenke	18	8	0	131	4	26
Keith Wenning	8	4	1	63	1	25
Zach Kaup	1	0	0	0	0	0
Colin Paynter	0	0	0	0	0	0

<u>Receiving</u>	<u>Cat</u>	<u>Yds</u>	<u>TD</u>	<u>Lng</u>	<u>Avg</u>
Tony Harlamert	6	83	2	24	13.8
Zach Kaup	1	18	0	18	18.0
Zach Sieftring	2	38	0	26	19.0
Dusty Rutschilling	1	20	1	20	20.0
Ryan Geier	2	35	2	25	17.5

<u>Punting</u>	<u>No</u>	<u>Yds</u>	<u>Avg</u>	<u>Lng</u>	<u>Blk</u>
Cory Klenke	4	125	31.3	40	0
Jordan Woeste	1	35	35	35	0

<u>Punt Returns</u>	<u>No</u>	<u>Yds</u>	<u>TD</u>	<u>Lng</u>
Tony Harlamert	2	9	0	9
Ryan Geier	1	0	0	0

<u>Kick Returns</u>	<u>No</u>	<u>Yds</u>	<u>TD</u>	<u>Lng</u>
Ryan Geier	1	30	0	30
Dusty Rutschilling	1	35	0	35

<u>Interceptions</u>	<u>No</u>	<u>Yds</u>	<u>TD</u>	<u>Avg</u>
Ryan Geier	1	14	0	14.0

New Bremen

<u>Rushing</u>	<u>Att</u>	<u>Yds</u>	<u>TD</u>	<u>Lg</u>	<u>Avg</u>
Brennon Speckmar	7	40	0	21	5.7
Bryce Bergman	11	5	0	12	0.5
Corey Jutte	5	5	1	8	1.0
Andy Timmerman	3	11	0	6	3.7
Jake Kemper	1	-4	0	-4	-4.0
Dillon Otting	5	16	0	4	3.2
Caleb Williams	2	3	0	3	1.5
Team	2	-16	0	-5	-8.0

<u>Passing</u>	<u>Att</u>	<u>Cmp</u>	<u>Int</u>	<u>Yds</u>	<u>TD</u>	<u>Lng</u>
Bryce Bergman	16	4	1	44	0	18
Caleb Williams	8	3	0	28	0	25

<u>Receiving</u>	<u>Cat</u>	<u>Yds</u>	<u>TD</u>	<u>Lng</u>	<u>Avg</u>
Jaed Cox	2	7	0	7	3.5
Corey Jutte	3	37	0	18	12.3
Andy Timmerman	1	25	0	25	25.0
Philip Borkowski	1	3	0	3	3.0

<u>Punting</u>	<u>No</u>	<u>Yds</u>	<u>Avg</u>	<u>Lng</u>	<u>Blk</u>
Brad Wendel	6	175	29.2	38	0

<u>Punt Returns</u>	<u>No</u>	<u>Yds</u>	<u>TD</u>	<u>Lng</u>
Corey Jutte	1	0	0	0
Andy Timmerman	2	-9	0	0

<u>Kick Returns</u>	<u>No</u>	<u>Yds</u>	<u>TD</u>	<u>Lng</u>
Corey Jutte	3	77	0	52
Jaed Cox	3	83	0	48
Bryce Bergman	1	15	0	15
Brennon Speckmar	1	15	0	15

<u>Interceptions</u>	<u>No</u>	<u>Yds</u>	<u>TD</u>	<u>Avg</u>
Andy Timmerman	1	0	0	0.0



Coldwater vs Anna
September 14, 2007 at Booster Field - Anna
Final Statistics



Score by Quarters

	1	2	3	4	Final
Coldwater	24	6	7	0	37
Anna	0	8	0	0	8

Team Statistics

		<u>Coldwater</u>	<u>Anna</u>
Offensive	First Downs	14	9
	by Run	6	3
	by Pass	8	5
	by Penalty	0	1
	Rushes - Yards	36-164	36-55
	Passes Comp - Att - Yds - Int	12-21-158-1	9-20-74-2
Total Offensive Plays - Yards		57-322	56-129
Kicking Game	Punt Returns - Avg - Long	3-2-13	2-2-3
	Kickoff Returns - Avg - Long	1-22-22	7-16-29
	Field Goals Made - Att - Long	1-1-30	0-0-0
	Punts - Average - Long	6-32-51	7-32-40
Turnovers	Intercepted By	2	1
	Fumbles - Lost	0-0	1-1
	Penalties - Yards	7-68	3-15

Scoring Summary

<u>Team</u>	<u>Time</u>	<u>Qtr</u>	<u>Scoring Play</u>	<u>Conversion</u>	<u>PL-Yds</u>	<u>Score</u>
Coldwater	11:45	1st	Mark Steinbrunner 25 yd interception return	Mario de la Rosa kick good	1-25	7 - 0
Coldwater	08:22	1st	Tony Harlamert 3 yd run	Mario de la Rosa kick good	5-58	14 - 0
Coldwater	02:10	1st	Mario de la Rosa 30 yd field goal		7-62	17 - 0
Coldwater	01:47	1st	Mark Steinbrunner 32 yd fumble return	Mario de la Rosa kick good	1-32	24 - 0
Anna	07:16	2nd	Chance Guisinger 1 yd run	Taylor Steinke run good	12-55	24 - 8
Coldwater	42.1	2nd	Zach Kaup 13 yd pass from Cory Klenke	pass failed	14-80	30 - 8
Coldwater	07:32	3rd	Tony Harlamert 1 yd run	Mario de la Rosa kick good	12-68	37 - 8

Individual Statistics

Coldwater

<u>Rushing</u>	<u>Att</u>	<u>Yds</u>	<u>TD</u>	<u>Lg</u>	<u>Avg</u>
Tony Harlamert	11	58	2	23	5.3
Adam Homan	3	0	0	0	0.0
Cory Klenke	8	87	0	30	10.9
Justin Bruns	2	2	0	4	1.0
Trent Muhlenkamp	6	16	0	5	2.7
Keith Wenning	3	5	0	3	1.7
Chad Westgerdes	3	-4	0	5	-1.3

Anna

<u>Rushing</u>	<u>Att</u>	<u>Yds</u>	<u>TD</u>	<u>Lg</u>	<u>Avg</u>
Chad Zumberger	9	38	0	16	4.2
Joel Naseman	12	11	0	5	0.9
Wesley Hunsucker	4	-26	0	-5	-6.5
Chance Guisinger	2	1	1	1	0.5
Taylor Steinke	1	3	0	3	3.0
Dan Stewart	3	-1	0	2	-0.3
Dustin Wolters	1	4	0	4	4.0
Jason Christman	1	1	0	1	1.0
Kameron Knight	2	23	0	22	11.5
Eddie Saunders	1	1	0	1	1.0

Passing

	<u>Att</u>	<u>Cmp</u>	<u>Int</u>	<u>Yds</u>	<u>TD</u>	<u>Lng</u>
Cory Klenke	19	12	1	158	1	38
Keith Wenning	2	0	0	0	0	0
Colin Paynter	0	0	0	0	0	0

Passing

	<u>Att</u>	<u>Cmp</u>	<u>Int</u>	<u>Yds</u>	<u>TD</u>	<u>Lng</u>
Wesley Hunsucker	20	9	2	74	0	18
Kyle Morris	0	0	0	0	0	0

Receiving

	<u>Cat</u>	<u>Yds</u>	<u>TD</u>	<u>Lng</u>	<u>Avg</u>
Ryan Geier	6	118	0	38	19.7
Tony Harlamert	2	11	0	10	5.5
Justin Bruns	1	9	0	9	9.0
Zach Sieftring	1	7	0	7	7.0
Zach Kaup	1	13	1	13	13.0
Tyler Kunk	1	0	0	0	0.0

Receiving

	<u>Cat</u>	<u>Yds</u>	<u>TD</u>	<u>Lng</u>	<u>Avg</u>
Kreg Elsass	4	37	0	15	9.3
Joel Naseman	1	4	0	4	4.0
Chad Zumberger	1	4	0	4	4.0
Zach Clark	3	29	0	18	9.7

Punting

	<u>No</u>	<u>Yds</u>	<u>Avg</u>	<u>Lng</u>	<u>Blk</u>
Cory Klenke	5	158	31.6	51	0
Jordan Woeste	1	33	33	33	0

Punting

	<u>No</u>	<u>Yds</u>	<u>Avg</u>	<u>Lng</u>	<u>Blk</u>
Alex Hohlbein	7	223	31.9	40	0

Punt Returns

	<u>No</u>	<u>Yds</u>	<u>TD</u>	<u>Lng</u>
Tony Harlamert	2	11	0	13
Ryan Geier	1	-5	0	-5

Punt Returns

	<u>No</u>	<u>Yds</u>	<u>TD</u>	<u>Lng</u>
Joel Naseman	1	1	0	1
Charles Williams	1	3	0	3

Kick Returns

	<u>No</u>	<u>Yds</u>	<u>TD</u>	<u>Lng</u>
Ryan Geier	1	22	0	22

Kick Returns

	<u>No</u>	<u>Yds</u>	<u>TD</u>	<u>Lng</u>
Ben Shuster	2	29	0	15
Dustin Wolters	2	47	0	29
Kameron Knight	3	36	0	14

Interceptions

	<u>No</u>	<u>Yds</u>	<u>TD</u>	<u>Avg</u>
Mark Steinbrunner	1	25	1	25.0
Cory Klenke	1	0	0	0.0

Interceptions

	<u>No</u>	<u>Yds</u>	<u>TD</u>	<u>Avg</u>
Alex Hunsucker	1	10	0	10.0



Coldwater vs St. Henry
September 21, 2007 at Cavalier Stadium - Coldwater
Final Statistics



Score by Quarters

	1	2	3	4	Final
Coldwater	7	21	14	0	42
St. Henry	0	0	0	0	0

Team Statistics

		<u>Coldwater</u>	<u>St. Henry</u>
Offensive	First Downs	16	18
	by Run	7	8
	by Pass	8	8
	by Penalty	1	2
	Rushes - Yards	27-208	39-96
	Passes Comp - Att - Yds - Int	10-17-187-1	12-26-112-2
Total Offensive Plays - Yards		44-395	65-208
Kicking Game	Punt Returns - Avg - Long	4-3-5	1-9-9
	Kickoff Returns - Avg - Long	1-23-23	7-17-30
	Field Goals Made - Att - Long	0-0-0	0-0-0
	Punts - Average - Long	2-27-34	4-33-35
Turnovers	Interceptioned By	2	1
	Fumbles - Lost	1-1	1-1
	Penalties - Yards	7-58	7-60

Scoring Summary

<u>Team</u>	<u>Time</u>	<u>Qtr</u>	<u>Scoring Play</u>	<u>Conversion</u>	<u>PL-Yds</u>	<u>Score</u>
Coldwater	03:20	1st	Tony Harlamert 3 yd run	Mario de la Rosa kick good	1-3	7 - 0
Coldwater	10:50	2nd	Cory Klenke 2 yd run	Mario de la Rosa kick good	6-58	14 - 0
Coldwater	07:28	2nd	Tony Harlamert 1 yd run	Mario de la Rosa kick good	4-56	21 - 0
Coldwater	01:01	2nd	Dusty Rutschilling 23 yd pass from Keith Wenning	Mario de la Rosa kick good	7-70	28 - 0
Coldwater	11:40	3rd	Tony Harlamert 67 yd run	Mario de la Rosa kick good	1-67	35 - 0
Coldwater	07:06	3rd	Tony Harlamert 8 yd run	Mario de la Rosa kick good	9-77	42 - 0

Individual Statistics

Coldwater

<u>Rushing</u>	<u>Att</u>	<u>Yds</u>	<u>TD</u>	<u>Lg</u>	<u>Avg</u>
Cory Klenke	6	36	1	14	6.0
Tony Harlamert	6	93	4	67	15.5
Tyler Kunk	1	1	0	1	1.0
Keith Wenning	4	49	0	25	12.3
Ryan Geier	1	10	0	10	10.0
Trent Muhlenkamp	7	10	0	5	1.4
Colin Paynter	2	9	0	8	4.5

St. Henry

<u>Rushing</u>	<u>Att</u>	<u>Yds</u>	<u>TD</u>	<u>Lg</u>	<u>Avg</u>
Brent Prenger	15	44	0	8	2.9
Brad Stahl	10	9	0	17	0.9
Patrick Reichert	3	10	0	5	3.3
Neil Schwieterman	1	3	0	3	3.0
Bryce Hoyng	5	18	0	7	3.6
Brent Schlater	3	12	0	8	4.0
Zach Gottes	1	11	0	11	11.0
Team	1	-11	0	-11	####

Passing

	<u>Att</u>	<u>Cmp</u>	<u>Int</u>	<u>Yds</u>	<u>TD</u>	<u>Lng</u>
Cory Klenke	10	6	1	105	0	34
Keith Wenning	6	3	0	57	1	28
Zach Kaup	1	1	0	25	0	25
Colin Paynter	0	0	0	0	0	0

Passing

	<u>Att</u>	<u>Cmp</u>	<u>Int</u>	<u>Yds</u>	<u>TD</u>	<u>Lng</u>
Brad Stahl	24	11	1	101	0	15
Jared Bender	1	1	0	11	0	11
Brady Kremer	1	0	1	0	0	0

Receiving

	<u>Cat</u>	<u>Yds</u>	<u>TD</u>	<u>Lng</u>	<u>Avg</u>
Ryan Geier	4	83	0	34	20.8
Zach Kaup	1	13	0	13	13.0
Tony Harlamert	4	68	0	28	17.0
Dusty Rutschilling	1	23	1	23	23.0

Receiving

	<u>Cat</u>	<u>Yds</u>	<u>TD</u>	<u>Lng</u>	<u>Avg</u>
Shawn Dues	3	23	0	11	7.7
Tony Stahl	2	18	0	13	9.0
Corey Puthoff	2	24	0	12	12.0
Joran Post	1	4	0	4	4.0
Neil Schwieterman	2	17	0	9	8.5
Nick Rindler	1	15	0	15	15.0
Josh Schneider	1	11	0	11	11.0

Punting

	<u>No</u>	<u>Yds</u>	<u>Avg</u>	<u>Lng</u>	<u>Blk</u>
Jordan Woeste	2	53	26.5	34	0

Punting

	<u>No</u>	<u>Yds</u>	<u>Avg</u>	<u>Lng</u>	<u>Blk</u>
Victor Fortkamp	4	132	33	35	0

Punt Returns

	<u>No</u>	<u>Yds</u>	<u>TD</u>	<u>Lng</u>
Tony Harlamert	2	6	0	5
Ryan Geier	2	5	0	5

Punt Returns

	<u>No</u>	<u>Yds</u>	<u>TD</u>	<u>Lng</u>
Nick Rindler	1	9	0	9

Kick Returns

	<u>No</u>	<u>Yds</u>	<u>TD</u>	<u>Lng</u>
Ryan Geier	1	23	0	23

Kick Returns

	<u>No</u>	<u>Yds</u>	<u>TD</u>	<u>Lng</u>
Nick Rindler	6	102	0	30
Neil Schwieterman	1	20	0	20

Interceptions

	<u>No</u>	<u>Yds</u>	<u>TD</u>	<u>Avg</u>
Cory Klenke	1	32	0	32.0
Drew Bruggeman	1	0	0	0.0

Interceptions

	<u>No</u>	<u>Yds</u>	<u>TD</u>	<u>Avg</u>
Nick Rindler	1	0	0	0.0



Coldwater vs Parkway
September 28, 2007 at Panther Stadium - Rockford
Final Statistics



Score by Quarters

	1	2	3	4	Final
Coldwater	7	14	14	0	35
Parkway	0	0	7	7	14

Team Statistics

		<u>Coldwater</u>	<u>Parkway</u>
Offensive	First Downs	14	17
	by Run	6	2
	by Pass	7	11
	by Penalty	1	4
	Rushes - Yards	33-107	25-39
	Passes Comp - Att - Yds - Int	11-21-163-3	22-40-208-3
Total Offensive Plays - Yards		54-270	65-247
Kicking Game	Punt Returns - Avg - Long	3-28-71	3-1-5
	Kickoff Returns - Avg - Long	3-11-20	5-12-16
	Field Goals Made - Att - Long	0-0-0	0-0-0
	Punts - Average - Long	6-38-52	7-40-55
Turnovers	Interceptioned By	3	3
	Fumbles - Lost	0-0	1-1
	Penalties - Yards	14-142	5-50

Scoring Summary

<u>Team</u>	<u>Time</u>	<u>Qtr</u>	<u>Scoring Play</u>	<u>Conversion</u>	<u>PL-Yds</u>	<u>Score</u>
Coldwater	10:10	1st	Tony Harlamert 5 yd run	Mario de la Rosa kick good	3-15	7 - 0
Coldwater	10:18	2nd	Zach Kaup 18 yd pass from Cory Klenke	Mario de la Rosa kick good	11-83	14 - 0
Coldwater	08:21	2nd	Tony Harlamert 3 yd run	Mario de la Rosa kick good	2-29	21 - 0
Coldwater	11:42	3rd	Mark Steinbrunner 57 yd pass from Cory Klenke	Mario de la Rosa kick good	1-57	28 - 0
Parkway	08:04	3rd	Josh Fisher 15 yd pass from Jordan Thompson	Jeremy Heiser kick good	8-65	28 - 7
Coldwater	01:19	3rd	Ryan Geier 71 yd punt return	Mario de la Rosa kick good	1-71	35 - 7
Parkway	04:25	4th	Josh Fisher 6 yd pass from Jordan Thompson	Jeremy Heiser kick good	7-63	35 - 14

Individual Statistics

Coldwater

<u>Rushing</u>	<u>Att</u>	<u>Yds</u>	<u>TD</u>	<u>Lg</u>	<u>Avg</u>
Tony Harlamert	16	85	2	26	5.3
Cory Klenke	11	34	0	20	3.1
Keith Wenning	1	-13	0	-13	-13.0
Ryan Geier	1	4	0	4	4.0
Adam Homan	1	1	0	1	1.0
Justin Bruns	1	1	0	1	1.0
Team	2	-5	0	-2	-2.5

Parkway

<u>Rushing</u>	<u>Att</u>	<u>Yds</u>	<u>TD</u>	<u>Lg</u>	<u>Avg</u>
Jordan Thompson	19	39	0	12	2.1
Jeremy Heiser	3	1	0	1	0.3
Josh Fisher	2	-1	0	0	-0.5
Jensen Painter	1	0	0	0	0.0

Passing

	<u>Att</u>	<u>Cmp</u>	<u>Int</u>	<u>Yds</u>	<u>TD</u>	<u>Lng</u>
Cory Klenke	16	9	2	149	2	57
Keith Wenning	5	2	1	14	0	12

Passing

	<u>Att</u>	<u>Cmp</u>	<u>Int</u>	<u>Yds</u>	<u>TD</u>	<u>Lng</u>
Jordan Thompson	40	22	3	208	2	27

Receiving

	<u>Cat</u>	<u>Yds</u>	<u>TD</u>	<u>Lng</u>	<u>Avg</u>
Adam Homan	1	2	0	2	2.0
Tony Harlamert	2	21	0	13	10.5
Tyler Kunk	2	10	0	6	5.0
Dane Gaerke	1	17	0	17	17.0
Zach Kaup	2	31	1	19	15.5
Ryan Geier	2	25	0	23	12.5
Mark Steinbrunner	1	57	1	57	57.0

Receiving

	<u>Cat</u>	<u>Yds</u>	<u>TD</u>	<u>Lng</u>	<u>Avg</u>
Marcas Heitkamp	3	28	0	11	9.3
Josh Fisher	9	103	2	27	11.4
Mike Baldauf	3	26	0	14	8.7
Aron Osborne	3	19	0	7	6.3
Jeremy Heiser	1	18	0	18	18.0
Jensen Painter	2	7	0	6	3.5
Ethan Hayes	1	7	0	7	7.0

Punting

	<u>No</u>	<u>Yds</u>	<u>Avg</u>	<u>Lng</u>	<u>Blk</u>
Keith Wenning	6	229	38.2	52	0

Punting

	<u>No</u>	<u>Yds</u>	<u>Avg</u>	<u>Lng</u>	<u>Blk</u>
Jordan Thompson	7	277	39.6	55	0

Punt Returns

	<u>No</u>	<u>Yds</u>	<u>TD</u>	<u>Lng</u>
Ryan Geier	3	84	1	71

Punt Returns

	<u>No</u>	<u>Yds</u>	<u>TD</u>	<u>Lng</u>
Josh Fisher	3	2	0	5

Kick Returns

	<u>No</u>	<u>Yds</u>	<u>TD</u>	<u>Lng</u>
Zach Kaup	1	20	0	20
Tony Harlamert	1	14	0	14
Mark Steinbrunner	1	0	0	0

Kick Returns

	<u>No</u>	<u>Yds</u>	<u>TD</u>	<u>Lng</u>
Josh Fisher	1	9	0	9
Marcas Heitkamp	2	29	0	16
Jeremy Heiser	2	23	0	15

Interceptions

	<u>No</u>	<u>Yds</u>	<u>TD</u>	<u>Avg</u>
Cory Klenke	2	41	0	20.5
Tony Harlamert	1	0	0	0.0

Interceptions

	<u>No</u>	<u>Yds</u>	<u>TD</u>	<u>Avg</u>
Joe Dellinger	1	0	0	0.0
Josh Fisher	1	0	0	0.0
Aron Osborne	1	7	0	7.0



Coldwater vs Minister
October 5, 2007 at Cavalier Stadium - Coldwater
Final Statistics



Score by Quarters

	1	2	3	4	Final
Coldwater	27	7	13	13	60
Minister	0	0	0	0	0

Team Statistics

		<u>Coldwater</u>	<u>Minister</u>
Offensive	First Downs	18	2
	by Run	9	0
	by Pass	9	2
	by Penalty	0	0
	Rushes - Yards	42-236	22--7
	Passes Comp - Att - Yds - Int	14-16-216-0	7-22-42-3
	Total Offensive Plays - Yards	58-452	44-35
Kicking Game	Punt Returns - Avg - Long	5-18-60	0-0-0
	Kickoff Returns - Avg - Long	1-55-55	8-18-31
	Field Goals Made - Att - Long	0-0-0	0-0-0
	Punts - Average - Long	1-28-28	8-28-41
Turnovers	Intercepted By	3	0
	Fumbles - Lost	2-2	2-1
	Penalties - Yards	3-23	0-0

Scoring Summary

<u>Team</u>	<u>Time</u>	<u>Qtr</u>	<u>Scoring Play</u>	<u>Conversion</u>	<u>PL-Yds</u>	<u>Score</u>
Coldwater	10:50	1st	Tony Harlamert 2 yd run	Mario de la Rosa kick good	4-35	7 - 0
Coldwater	07:47	1st	Adam Homan 7 yd pass from Cory Klenke	Mario de la Rosa kick good	3-47	14 - 0
Coldwater	01:45	1st	Tony Harlamert 3 yd run	PAT kick blocked	9-75	20 - 0
Coldwater	00:44.5	1st	Tony Harlamert 26 yd interception return	Mario de la Rosa kick good	1-26	27 - 0
Coldwater	05:09	2nd	Tony Harlamert 10 yd run	Mario de la Rosa kick good	7-57	34 - 0
Coldwater	06:09	3rd	Trent Muhlenkamp 3 yd run	Kelvin Bruns kick good	1-3	41 - 0
Coldwater	03:07	3rd	Trent Muhlenkamp 5 yd run	Kelvin Bruns kick failed	3-53	47 - 0
Coldwater	10:53	4th	Colin Paynter 24 yd run	Kelvin Bruns kick good	5-48	54 - 0
Coldwater	08:11	4th	Chad Westgerdes 60 yd punt return	PAT kick blocked	1-60	60 - 0

Individual Statistics

Coldwater

<u>Rushing</u>	<u>Att</u>	<u>Yds</u>	<u>TD</u>	<u>Lg</u>	<u>Avg</u>
Tony Harlamert	10	34	3	10	3.4
Tyler Kunk	1	6	0	6	6.0
Keith Wenning	6	38	0	12	6.3
Justin Bruns	1	13	0	13	13.0
Dylan Gillis	6	32	0	13	5.3
Trent Muhlenkamp	6	58	2	42	9.7
Colin Paynter	2	26	1	24	13.0
Chad Westgerdes	7	35	0	12	5.0
Team	3	-6	0	-2	-2.0

<u>Passing</u>	<u>Att</u>	<u>Cmp</u>	<u>Int</u>	<u>Yds</u>	<u>TD</u>	<u>Lng</u>
Cory Klenke	11	10	0	150	1	40
Keith Wenning	5	4	0	66	0	48
Colin Paynter	0	0	0	0	0	0

<u>Receiving</u>	<u>Cat</u>	<u>Yds</u>	<u>TD</u>	<u>Lng</u>	<u>Avg</u>
Ryan Geier	7	145	0	48	20.7
Tony Harlamert	1	12	0	12	12.0
Adam Homan	1	7	1	7	7.0
Zach Kaup	2	18	0	11	9.0
Zach Sieftring	2	33	0	22	16.5
Dane Gaerke	1	1	0	1	1.0

<u>Punting</u>	<u>No</u>	<u>Yds</u>	<u>Avg</u>	<u>Lng</u>	<u>Blk</u>
Jordan Woeste	1	28	28	28	0

<u>Punt Returns</u>	<u>No</u>	<u>Yds</u>	<u>TD</u>	<u>Lng</u>
Ryan Geier	1	23	0	23
Tony Harlamert	1	-7	0	-7
Chad Westgerdes	2	68	1	60
Nick Eilerman	1	4	0	4

<u>Kick Returns</u>	<u>No</u>	<u>Yds</u>	<u>TD</u>	<u>Lng</u>
Tony Harlamert	1	55	0	55

<u>Interceptions</u>	<u>No</u>	<u>Yds</u>	<u>TD</u>	<u>Avg</u>
Tony Harlamert	1	26	1	26.0
Dusty Rutschilling	1	0	0	0.0
Craig Welsch	1	10	0	10.0

Minister

<u>Rushing</u>	<u>Att</u>	<u>Yds</u>	<u>TD</u>	<u>Lg</u>	<u>Avg</u>
Ty Whitford	9	-5	0	2	-0.6
Ian Ranly	2	-1	0	0	-0.5
Austin Baumer	2	-8	0	-1	-4.0
Lou Fullenkamp	4	5	0	3	1.3
Chase Paxson	1	-3	0	-3	-3.0
Scott Borges	3	7	0	5	2.3
Team	1	-2	0	-2	-2.0

<u>Passing</u>	<u>Att</u>	<u>Cmp</u>	<u>Int</u>	<u>Yds</u>	<u>TD</u>	<u>Lng</u>
Austin Baumer	17	5	2	23	0	9
Chase Paxson	5	2	1	19	0	14

<u>Receiving</u>	<u>Cat</u>	<u>Yds</u>	<u>TD</u>	<u>Lng</u>	<u>Avg</u>
Ty Whitford	2	16	0	9	8.0
Brian Mueller	2	5	0	5	2.5
Ian Ranly	1	2	0	2	2.0
Reid Heitkamp	2	19	0	14	9.5

<u>Punting</u>	<u>No</u>	<u>Yds</u>	<u>Avg</u>	<u>Lng</u>	<u>Blk</u>
Andrew Baumer	2	64	32	34	0
Keith Nerderman	4	117	29.3	41	0
Mitchel Poeppelman	2	41	20.5	28	0

<u>Punt Returns</u>	<u>No</u>	<u>Yds</u>	<u>TD</u>	<u>Lng</u>
---------------------	-----------	------------	-----------	------------

<u>Kick Returns</u>	<u>No</u>	<u>Yds</u>	<u>TD</u>	<u>Lng</u>
Ty Whitford	3	46	0	22
Keith Nerderman	1	31	0	31
Adam Kaiser	1	13	0	13
Alex Schmiesing	2	35	0	20
Zach Hoelscher	1	21	0	21

<u>Interceptions</u>	<u>No</u>	<u>Yds</u>	<u>TD</u>	<u>Avg</u>
----------------------	-----------	------------	-----------	------------



Coldwater vs Versailles
October 12, 2007 at Hole Field - Versailles
Final Statistics



Score by Quarters

	1	2	3	4	Final
Coldwater	21	21	0	7	49
Versailles	0	0	7	7	14

Team Statistics

		<u>Coldwater</u>	<u>Versailles</u>
Offensive	First Downs	16	16
	by Run	6	16
	by Pass	10	0
	by Penalty	0	0
	Rushes - Yards	29-138	59-253
	Passes Comp - Att - Yds - Int	10-15-220-0	0-5-0-2
Total Offensive Plays - Yards		44-358	64-253
Kicking Game	Punt Returns - Avg - Long	1-2-2	0-0-0
	Kickoff Returns - Avg - Long	3-24-63	8-16-20
	Field Goals Made - Att - Long	0-0-0	0-0-0
	Punts - Average - Long	1-42-42	2-35-47
Turnovers	Interceptioned By	2	0
	Fumbles - Lost	2-1	2-2
	Penalties - Yards	4-28	1-5

Scoring Summary

<u>Team</u>	<u>Time</u>	<u>Qtr</u>	<u>Scoring Play</u>	<u>Conversion</u>	<u>PL-Yds</u>	<u>Score</u>
Coldwater	08:47	1st	Tony Harlamert 3 yd run	Mario de la Rosa kick good	8-62	7 - 0
Coldwater	05:37	1st	Tony Harlamert 21 yd pass from Cory Klenke	Mario de la Rosa kick good	6-75	14 - 0
Coldwater	03:10	1st	Tony Harlamert 50 yd pass from Cory Klenke	Mario de la Rosa kick good	1-50	21 - 0
Coldwater	11:10	2nd	Adam Homan 54 yd interception return	Mario de la Rosa kick good	1-54	28 - 0
Coldwater	03:54	2nd	Ryan Geier 21 yd pass from Keith Wenning	Mario de la Rosa kick good	5-32	35 - 0
Coldwater	00:57	2nd	Ryan Geier 34 yd pass from Keith Wenning	Mario de la Rosa kick good	4-52	42 - 0
Versailles	06:19	3rd	Jon Richard 22 yd run	Jon Richard kick good	11-69	42 - 7
Versailles	04:02	4th	Derek Langenkamp 4 yd run	Jon Richard kick good	19-75	42 - 14
Coldwater	00:13	4th	Trent Muhlenkamp 1 yd run	Kelvin Bruns kick good	7-19	49 - 14

Individual Statistics

Coldwater

<u>Rushing</u>	<u>Att</u>	<u>Yds</u>	<u>TD</u>	<u>Lg</u>	<u>Avg</u>
Tony Harlamert	6	28	1	9	4.7
Cory Klenke	2	21	0	16	10.5
Ryan Geier	2	-1	0	0	-0.5
Keith Wenning	6	48	0	24	8.0
Justin Bruns	1	-1	0	-1	-1.0
Trent Muhlenkamp	9	34	1	9	3.8
Colin Paynter	3	9	0	5	3.0

Versailles

<u>Rushing</u>	<u>Att</u>	<u>Yds</u>	<u>TD</u>	<u>Lg</u>	<u>Avg</u>
Ethan Oliver	8	38	0	14	4.8
Jon Richard	14	69	1	22	4.9
Shawn Winner	14	74	0	15	5.3
Jon Murphy	4	8	0	6	2.0
Josh Berger	5	30	0	14	6.0
Aaron Coons	6	20	0	6	3.3
Derek Langenkamp	5	12	1	8	2.4
Zach Miller	2	4	0	3	2.0
Team	1	-2	0	-2	-2.0

Passing

	<u>Att</u>	<u>Cmp</u>	<u>Int</u>	<u>Yds</u>	<u>TD</u>	<u>Lng</u>
Cory Klenke	10	8	0	165	2	50
Keith Wenning	5	2	0	55	2	34
Colin Paynter	0	0	0	0	0	0

Passing

	<u>Att</u>	<u>Cmp</u>	<u>Int</u>	<u>Yds</u>	<u>TD</u>	<u>Lng</u>
Jon Richard	5	0	2	0	0	0
Derek Langenkamp	0	0	0	0	0	0

Receiving

	<u>Cat</u>	<u>Yds</u>	<u>TD</u>	<u>Lng</u>	<u>Avg</u>
Tyler Kunk	1	10	0	10	10.0
Ryan Geier	6	132	2	34	22.0
Zach Kaup	1	7	0	7	7.0
Tony Harlamert	2	71	2	50	35.5

Receiving

	<u>Cat</u>	<u>Yds</u>	<u>TD</u>	<u>Lng</u>	<u>Avg</u>
--	------------	------------	-----------	------------	------------

Punting

	<u>No</u>	<u>Yds</u>	<u>Avg</u>	<u>Lng</u>	<u>Blk</u>
Keith Wenning	1	42	42	42	0

Punting

	<u>No</u>	<u>Yds</u>	<u>Avg</u>	<u>Lng</u>	<u>Blk</u>
Shawn Winner	2	70	35	47	0

Punt Returns

	<u>No</u>	<u>Yds</u>	<u>TD</u>	<u>Lng</u>
Tony Harlamert	1	2	0	2

Punt Returns

	<u>No</u>	<u>Yds</u>	<u>TD</u>	<u>Lng</u>
--	-----------	------------	-----------	------------

Kick Returns

	<u>No</u>	<u>Yds</u>	<u>TD</u>	<u>Lng</u>
Keith Schoenherr	1	3	0	3
Adam Rammel	1	6	0	6
Chad Westgerdes	1	63	0	63

Kick Returns

	<u>No</u>	<u>Yds</u>	<u>TD</u>	<u>Lng</u>
Jon Murphy	6	102	0	20
Josh Berger	1	13	0	13
Ethan Oliver	1	9	0	9

Interceptions

	<u>No</u>	<u>Yds</u>	<u>TD</u>	<u>Avg</u>
Adam Homan	1	54	1	54.0
Tony Harlamert	1	24	0	24.0

Interceptions

	<u>No</u>	<u>Yds</u>	<u>TD</u>	<u>Avg</u>
--	-----------	------------	-----------	------------



Coldwater vs Ft. Recovery
October 19, 2007 at Cavalier Stadium - Coldwater
Final Statistics



Score by Quarters

	1	2	3	4	Final
Coldwater	7	21	17	0	45
Ft. Recovery	0	0	0	7	7

Team Statistics

	<u>Coldwater</u>	<u>Ft. Recovery</u>
Offensive		
First Downs	17	9
by Run	8	4
by Pass	8	5
by Penalty	1	0
Rushes - Yards	39-185	24-80
Passes Comp - Att - Yds - Int	13-21-162-0	18-33-142-2
Total Offensive Plays - Yards	60-347	57-222
Kicking Game		
Punt Returns - Avg - Long	4-11-15	0-0-0
Kickoff Returns - Avg - Long	2-2-6	6-10-22
Field Goals Made - Att - Long	1-1-35	0-0-0
Punts - Average - Long	5-26-30	7-24-36
Turnovers		
Intercepted By	2	0
Fumbles - Lost	0-0	3-1
Penalties - Yards	3-33	6-60

Scoring Summary

<u>Team</u>	<u>Time</u>	<u>Qtr</u>	<u>Scoring Play</u>	<u>Conversion</u>	<u>PL-Yds</u>	<u>Score</u>
Coldwater	07:13	1st	Tony Harlamert 4 yd run	Mario de la Rosa kick good	1-4	7 - 0
Coldwater	11:53	2nd	Ryan Geier 7 yd pass from Cory Klenke	Mario de la Rosa kick good	9-64	14 - 0
Coldwater	02:52	2nd	Tyler Kunk 6 yd pass from Cory Klenke	Mario de la Rosa kick good	6-46	21 - 0
Coldwater	01:22	2nd	Tony Harlamert 6 yd run	Mario de la Rosa kick good	5-37	28 - 0
Coldwater	11:33	3rd	Tony Harlamert 81 yd run	Mario de la Rosa kick good	1-81	35 - 0
Coldwater	04:53	3rd	Mario de la Rosa 35 yd field goal		9-53	38 - 0
Coldwater	03:13	3rd	Trent Muhlenkamp 8 yd run	Jordan Woeste kick good	2-15	45 - 0
Ft. Recovery	10:17	4th	Matt Braun 22 yd run	Mark Mattraw kick good	4-48	45 - 7

Individual Statistics

Coldwater

<u>Rushing</u>	<u>Att</u>	<u>Yds</u>	<u>TD</u>	<u>Lg</u>	<u>Avg</u>
Tyler Kunk	2	22	0	20	11.0
Cory Klenke	6	1	0	7	0.2
Tony Harlamert	10	124	3	81	12.4
Justin Bruns	1	2	0	2	2.0
Adam Homan	2	13	0	14	6.5
Keith Wenning	5	14	0	7	2.8
Trent Muhlenkamp	9	23	1	8	2.6
Colin Paynter	3	-12	0	-2	-4.0
Team	1	-2	0	-2	-2.0

Ft. Recovery

<u>Rushing</u>	<u>Att</u>	<u>Yds</u>	<u>TD</u>	<u>Lg</u>	<u>Avg</u>
Matt Braun	13	60	1	22	4.6
Michael Trobridge	5	23	0	23	4.6
Greg Kahlig	4	1	0	3	0.3
Brian Keller	1	-5	0	-5	-5.0
Cody Fiely	1	1	0	1	1.0

Passing

	<u>Att</u>	<u>Cmp</u>	<u>Int</u>	<u>Yds</u>	<u>TD</u>	<u>Lng</u>
Cory Klenke	16	10	0	124	2	35
Keith Wenning	5	3	0	38	0	26
Colin Paynter	0	0	0	0	0	0

Passing

	<u>Att</u>	<u>Cmp</u>	<u>Int</u>	<u>Yds</u>	<u>TD</u>	<u>Lng</u>
Greg Kahlig	28	14	2	124	0	34
Cody Fiely	5	4	0	18	0	10

Receiving

	<u>Cat</u>	<u>Yds</u>	<u>TD</u>	<u>Lng</u>	<u>Avg</u>
Zach Kaup	2	34	0	24	17.0
Ryan Geier	3	55	1	35	18.3
Adam Homan	1	6	0	6	6.0
Tony Harlamert	3	46	0	26	15.3
Tyler Kunk	2	9	1	6	4.5
Dane Gaerke	1	8	0	8	8.0
Mitch Giere	1	4	0	4	4.0

Receiving

	<u>Cat</u>	<u>Yds</u>	<u>TD</u>	<u>Lng</u>	<u>Avg</u>
Bobby Rammel	4	54	0	34	13.5
Toby Metzger	7	60	0	14	8.6
Michael Trobridge	2	0	0	3	0.0
Ben Tobe	1	10	0	10	10.0
Craig Tobe	2	13	0	10	6.5
Brent Faller	1	-2	0	-2	-2.0
Number 14	1	7	0	7	7.0

Punting

	<u>No</u>	<u>Yds</u>	<u>Avg</u>	<u>Lng</u>	<u>Blk</u>
Keith Wenning	2	57	28.5	29	0
Jordan Woeste	3	73	24.3	30	0

Punting

	<u>No</u>	<u>Yds</u>	<u>Avg</u>	<u>Lng</u>	<u>Blk</u>
Michael Gaerke	7	169	24.1	36	1

Punt Returns

	<u>No</u>	<u>Yds</u>	<u>TD</u>	<u>Lng</u>
Ryan Geier	1	11	0	11
Tony Harlamert	2	21	0	15
Chad Westgerdes	1	11	0	11

Punt Returns

	<u>No</u>	<u>Yds</u>	<u>TD</u>	<u>Lng</u>
--	-----------	------------	-----------	------------

Kick Returns

	<u>No</u>	<u>Yds</u>	<u>TD</u>	<u>Lng</u>
Tony Harlamert	1	-2	0	-2
Adam Rammel	1	6	0	6

Kick Returns

	<u>No</u>	<u>Yds</u>	<u>TD</u>	<u>Lng</u>
Matt Braun	5	60	0	22
Ben Tobe	1	2	0	2

Interceptions

	<u>No</u>	<u>Yds</u>	<u>TD</u>	<u>Avg</u>
Tony Harlamert	1	23	0	23.0
Mark Steinbrunner	1	18	0	18.0

Interceptions

	<u>No</u>	<u>Yds</u>	<u>TD</u>	<u>Avg</u>
--	-----------	------------	-----------	------------



Coldwater vs Delphos St. Johns
October 27, 2007 at Stadium Park - Delphos
Final Statistics



Score by Quarters

	1	2	3	4	Final
Coldwater	28	10	7	6	51
Delphos St. Johns	0	0	0	7	7

Team Statistics

		<u>Coldwater</u>	<u>Delphos St. Johns</u>
Offensive	First Downs	14	5
	by Run	7	4
	by Pass	7	1
	by Penalty	0	0
	Rushes - Yards	42-166	29-41
	Passes Comp - Att - Yds - Int	12-19-215-1	3-17-55-2
Total Offensive Plays - Yards		61-381	46-96
Kicking Game	Punt Returns - Avg - Long	3-20-29	3-8-12
	Kickoff Returns - Avg - Long	2-22-23	8-18-41
	Field Goals Made - Att - Long	1-1-34	0-0-0
	Punts - Average - Long	4-37-44	7-31-41
Turnovers	Interceptioned By	2	1
	Fumbles - Lost	0-0	3-3
	Penalties - Yards	4-30	1-5

Scoring Summary

<u>Team</u>	<u>Time</u>	<u>Qtr</u>	<u>Scoring Play</u>	<u>Conversion</u>	<u>PL-Yds</u>	<u>Score</u>
Coldwater	09:46	1st	Adam Homan 1 yd run	Mario de la Rosa kick good	3-50	7 - 0
Coldwater	06:07	1st	Tony Harlamert 2 yd run	Mario de la Rosa kick good	6-53	14 - 0
Coldwater	02:59	1st	Tony Harlamert 17 yd run	Mario de la Rosa kick good	5-48	21 - 0
Coldwater	00:31	1st	Tony Harlamert 30 yd pass from Cory Klenke	Mario de la Rosa kick good	3-40	28 - 0
Coldwater	07:19	2nd	Ryan Geier 40 yd pass from Cory Klenke	Mario de la Rosa kick good	4-52	35 - 0
Coldwater	00:02	2nd	Mario de la Rosa 34 yd field goal		6-26	38 - 0
Coldwater	09:09	3rd	Cory Klenke 11 yd interception return	Mario de la Rosa kick good	1-11	45 - 0
Delphos	07:39	4th	Mike Clement 43 yd pass from Jay Clark	Jordan Rode kick good	3-48	45 - 7
Coldwater	04:02	4th	Trent Muhlenkamp 5 yd run	Kelvin Bruns kick failed	7-70	51 - 7

Individual Statistics

Coldwater

<u>Rushing</u>	<u>Att</u>	<u>Yds</u>	<u>TD</u>	<u>Lg</u>	<u>Avg</u>
Tony Harlamert	5	22	2	17	4.4
Adam Homan	2	5	1	4	2.5
Keith Wenning	12	35	0	10	2.9
Tyler Kunk	1	10	0	10	10.0
Trent Muhlenkamp	14	92	1	53	6.6
Colin Paynter	2	2	0	2	1.0
Jordan Woeste	1	-9	0	-9	-9.0
Dylan Gillis	1	1	0	1	1.0
Chad Westgerdes	3	3	0	3	1.0
Team	1	5	0	5	5.0

<u>Passing</u>	<u>Att</u>	<u>Cmp</u>	<u>Int</u>	<u>Yds</u>	<u>TD</u>	<u>Lng</u>
Cory Klenke	9	6	0	175	2	48
Keith Wenning	9	6	1	40	0	9
Colin Paynter	1	0	0	0	0	0

<u>Receiving</u>	<u>Cat</u>	<u>Yds</u>	<u>TD</u>	<u>Lng</u>	<u>Avg</u>
Tony Harlamert	2	78	1	48	39.0
Zach Sieftring	2	12	0	8	6.0
Ryan Geier	3	89	1	40	29.7
Dane Gaerke	1	9	0	9	9.0
Adam Homan	1	3	0	3	3.0
Zach Kaup	1	13	0	13	13.0
Eric Lefeld	1	8	0	8	8.0
Trent Muhlenkamp	1	3	0	3	3.0

<u>Punting</u>	<u>No</u>	<u>Yds</u>	<u>Avg</u>	<u>Lng</u>	<u>Blk</u>
Keith Wenning	2	79	39.5	44	0
Jordan Woeste	2	70	35	36	0

<u>Punt Returns</u>	<u>No</u>	<u>Yds</u>	<u>TD</u>	<u>Lng</u>
Tony Harlamert	1	23	0	23
Ryan Geier	1	29	0	29
Chad Westgerdes	1	7	0	7

<u>Kick Returns</u>	<u>No</u>	<u>Yds</u>	<u>TD</u>	<u>Lng</u>
Chad Westgerdes	2	43	0	23

<u>Interceptions</u>	<u>No</u>	<u>Yds</u>	<u>TD</u>	<u>Avg</u>
Cory Klenke	2	23	1	11.5

Delphos St. Johns

<u>Rushing</u>	<u>Att</u>	<u>Yds</u>	<u>TD</u>	<u>Lg</u>	<u>Avg</u>
Jay Clark	7	-22	0	16	-3.1
Jay Leininger	2	-3	0	-1	-1.5
Tony Reindel	4	20	0	21	5.0
Matt Brinkman	5	1	0	5	0.2
Jordan Leininger	10	45	0	22	4.5
Devin Utrup	1	0	0	0	0.0

<u>Passing</u>	<u>Att</u>	<u>Cmp</u>	<u>Int</u>	<u>Yds</u>	<u>TD</u>	<u>Lng</u>
Jay Clark	15	3	2	55	1	43
Jay Leininger	1	0	0	0	0	0
Jordan Leininger	1	0	0	0	0	0

<u>Receiving</u>	<u>Cat</u>	<u>Yds</u>	<u>TD</u>	<u>Lng</u>	<u>Avg</u>
Tony Reindel	1	8	0	8	8.0
Mike Clement	2	47	1	43	23.5

<u>Punting</u>	<u>No</u>	<u>Yds</u>	<u>Avg</u>	<u>Lng</u>	<u>Blk</u>
Jay Leininger	7	217	31	41	0

<u>Punt Returns</u>	<u>No</u>	<u>Yds</u>	<u>TD</u>	<u>Lng</u>
Trent Kroeger	1	2	0	2
Jay Leininger	1	9	0	9
Justin Backus	1	12	0	12

<u>Kick Returns</u>	<u>No</u>	<u>Yds</u>	<u>TD</u>	<u>Lng</u>
Tyler Bergfeld	3	60	0	41
Jay Leininger	2	49	0	35
Scott Recker	1	4	0	4
Jordan Leininger	2	28	0	17

<u>Interceptions</u>	<u>No</u>	<u>Yds</u>	<u>TD</u>	<u>Avg</u>
Tyler Bergfeld	1	29	0	29.0



Coldwater Cavaliers 2007 Season Statistics

Schedule

Kenton	w	21	-	7
Marion Local	L	14	-	35
New Bremen	w	49	-	7
Anna	w	37	-	8
St. Henry	w	42	-	0
Parkway	w	35	-	14
Minster	w	60	-	0
Versailles	w	49	-	14
Fort Recovery	w	45	-	7
St. Johns	w	51	-	7

Final MAC Standings

	MAC	Overall
Marion Local	9-0	10-0
Coldwater	8-1	9-1
Parkway	7-2	8-2
Anna	6-3	7-3
St. Henry	5-4	6-4
Ft. Recovery	4-5	5-5
Delphos St. John	2-7	2-8
New Bremen	2-7	2-8
Versailles	2-7	2-8
Minster	0-9	0-10

Team Statistics

<u>Score by Quarters</u>	<u>1</u>	<u>2</u>	<u>3</u>	<u>4</u>	<u>Total</u>	<u>Avg</u>
Coldwater	156	121	100	26	403	40.3
Opponents	14	29	21	35	99	9.9

Coldwater

Opponents

<u>Offensive</u>	<u>Season</u>	<u>Average</u>	<u>Season</u>	<u>Average</u>
<u>First Downs</u>	155	16	119	12
Rushing	69	7	57	6
Passing	82	8	53	5
Penalty	4	0	9	1
<u>Rushing Yards</u>	1597	160	819	82
Attempts	340	34	340	34
Average	4.7	4.7	2.4	2.4
<u>Passing Yards</u>	1796	180	1070	107
Completions	120	12	106	11
Attempts	204	20	235	24
Interceptions	10	1.0	18	1.8
Average per Att	8.8	8.8	4.6	4.6
Average per Comp	15.0	15.0	10.1	10.1
<u>Total Offensive Yards</u>	3393	339	1889	189
Total Plays	544	54	575	58
Average per Play	6.2	6.2	3.3	3.3
<u>Turnovers</u>				
Total Turnovers	17	2.0	25	2.3
Interceptions	10	1.0	18	1.8
Fumbles	10	1.0	22	2.2
Lost	7	0.7	7	0.7
Penalties	63	6	33	3
Yards	659	66	253	25



Coldwater Cavaliers 2007 Season Statistics

Individual Statistics

<u>Rushing</u>	<u>Att</u>	<u>Yds</u>	<u>TD</u>	<u>Lng</u>	<u>Avg</u>
1 Westgerdes, Chad	15	43	0	12	2.9
3 Kaup, Zach	1	-6	0	-6	-6.0
5 Geier, Ryan	5	11	0	10	2.2
11 Klenke, Cory	62	392	2	30	6.3
15 Wenning, Keith	40	169	0	25	4.2
16 Paynter, Colin	12	34	1	24	2.8
18 Kunk, Tyler	9	49	0	20	5.4
22 Pohl, Jacob	1	1	0	1	1.0
28 Harlamert, Tony	97	573	19	81	5.9
30 Muhlenkamp, Trent	56	259	6	53	4.6
33 Gillis, Dylan	7	33	0	13	4.7
36 Bruns, Justin	7	34	0	17	4.9
41 Homan, Adam	14	38	1	14	2.7
88 Woeste, Jordan	1	-9	0	-9	-9.0

<u>Passing</u>	<u>Att</u>	<u>Cmp</u>	<u>Int</u>	<u>Yds</u>	<u>TD</u>	<u>Rating*</u>
3 Kaup, Zach	2	1	0	25	0	155.000
11 Klenke, Cory	147	89	7	1357	16	164.482
15 Wenning, Keith	54	30	3	414	5	139.400
16 Paynter, Colin	1	0	0	0	0	-

* QB rating based upon the NCAA calculation

<u>Receiving</u>	<u>Cat</u>	<u>Yds</u>	<u>TD</u>	<u>Lng</u>	<u>Avg</u>
3 Kaup, Zach	19	215	3	24	11.3
5 Geier, Ryan	37	737	7	48	19.9
8 Rutschilling, Dusty	4	100	2	56	25
10 Siefiring, Zach	10	113	0	26	11.3
18 Kunk, Tyler	7	37	1	10	5.29
23 Giere, Mitch	1	4	0	4	4
28 Harlamert, Tony	30	460	6	50	15.3
30 Muhlenkamp, Trent	1	3	0	3	3
36 Bruns, Justin	1	9	0	9	9
37 Steinbrunner, Mark	1	57	1	57	57
41 Homan, Adam	4	18	1	7	4.5
86 Gaerke, Dane	4	35	0	17	8.75
87 Lefeld, Eric	1	8	0	8	8

<u>Punting</u>	<u>No</u>	<u>Yds</u>	<u>Avg</u>	<u>Lng</u>	<u>Blk</u>
11 Klenke, Cory	17	576	33.9	51	0
15 Wenning, Keith	11	407	37	52	0
88 Woeste, Jordan	10	292	29.2	36	0

<u>Kickoffs</u>	<u>No</u>	<u>Yds</u>	<u>Avg</u>	<u>Lng</u>
2 de la Rosa, Mario	60	2846	47.4	60
88 Woeste, Jordan	9	415	46.1	60

<u>Punt Returns</u>	<u>No</u>	<u>Yds</u>	<u>TD</u>	<u>Lng</u>
1 Westgerdes, Chad	4	86	1	60
5 Geier, Ryan	11	166	1	71
6 Eilerman, Nick	1	4	0	4
28 Harlamert, Tony	11	65	0	23

<u>Kick Returns</u>	<u>No</u>	<u>Yds</u>	<u>TD</u>	<u>Lng</u>
1 Westgerdes, Chad	3	106	0	63
3 Kaup, Zach	1	20	0	20
5 Geier, Ryan	8	142	0	30
7 Schoenherr, Keith	1	3	0	3
8 Rutschilling, Dusty	1	35	0	35
14 Rammel, Adam	2	12	0	6
28 Harlamert, Tony	4	88	0	55
37 Steinbrunner, Mark	1	0	0	0

<u>Interceptions</u>	<u>No</u>	<u>Yds</u>	<u>TD</u>	<u>Avg</u>
3 Kaup, Zach	1	18	0	18
5 Geier, Ryan	1	14	0	14
8 Rutschilling, Dusty	1	0	0	0
11 Klenke, Cory	6	96	1	16
28 Harlamert, Tony	4	73	1	18.3
37 Steinbrunner, Mark	2	43	1	21.5
41 Homan, Adam	1	54	1	54
81 Welsch, Craig	1	10	0	10
83 Bruggeman, Drew	1	0	0	0

<u>Field Goals</u>	<u>Att</u>	<u>Made</u>	<u>Lng</u>
2 de la Rosa, Mario	3	3	35

<u>PATs</u>	<u>Att</u>	<u>Cmp</u>	<u>Streak</u>
2 de la Rosa, Mario	48	49	19
54 Bruns, Kelvin	3	6	0



Coldwater Cavaliers 2007 Season Statistics

Individual Statistics

<u>Tackles</u>	1st Hit	2nd Hit	Total Tackles	For Loss	QB Sack	Caused Bad Pass	Broke-up Pass	Caused Fumble	Recovered Fumble	Blocked Kick
Mark Steinbrunner	48	25	73	1	5.0	1	1	2	1	
Adam Homan	41	31	72	1	1.5	2	1	1	1	
Justin Bruns	38	31	69		3.5	5	2			
Keith Schoenherr	29	28	57	1	5.0	4		1	1	1
Ty Kunk	35	23	55	1	6.5	3	2	1	4	
Dusty Rutschilling	28	21	49		1.5	3	2		2	
Tony Harlamert	35	7	42				7	1		
Brock Pleiman	20	14	34	1	3.0	5			1	
Kelvin Bruns	16	17	33	3		1		1		
Kurt Scharman	17	16	33	1	1.0	2		1		
Ryan Geier	20	9	29				6			
Nate Bruggeman	21	8	29							
Cory Klenke	20	8	28				4			
Nick Gable	12	3	15		0.5	1				
Jason Grieshop	8	6	14							
Trent Muhlenkamp	10	4	14							
Eric Lefeld	7	6	13		1.0		1	1		
Kurt Westerheide	7	6	13							
Zach Kaup	4	6	10							
Mitch Giere	6	3	9				1			
Zach Siefiring	4	2	6				1			
Adam Alig	4	2	6	1						
Nick Eilerman	2	3	5							
Chad Westgerdes	4	1	5							
Jake Pohl	4	1	5							
Brian Gaerke	4	1	5							
Ray Brunswick	3	1	4							
Adam Rammel	3	1	4				1			
Nathan Harlow	3	1	4							
Dane Gaerke	4		4							
Drew Bruggeman	2	1	3							
Jordan Woeste	3		3							
Steve Muhlenkamp	1	1	2							
Brady Otten	1	1	2							
Keith Uhlenhake	1	1	2							
Trey Post	1	1	2	1						
Colin Paynter	2		2							
Brandon Berger		2	2							
Matt Gruss	1		1							
Kyle Ahrens	1		1							
Trevor Robbins	1		1							
Brad Sanning	1		1							
Bryan Post	1		1							
Craig Hibner	1		1							
Mario dela Rosa		1	1							
Luke Grieshop		1	1							
Craig Homan		1	1							
Dylan Gillis		1	1							



Coldwater Cavalier Football 2007 Post Season Honors

Midwest Athletic Conference All Conference

1st Team Offense

Ryan Geier	6-2	186	Sr.
Tony Harlamert	6-0	176	Jr.

2nd Team Offense

Kyle Ahrens	6-0	186	Sr.
Matt Gruss	6-1	224	Sr.
Craig Hibner	6-1	198	Sr.
Mario de la Rosa	5-8	138	Jr.

1st Team Defense

Tony Harlamert	6-0	176	Jr.
Adam Homan	6-2	238	Jr.
Cory Klenke	6-1	181	Jr.
Tyler Kunk	5-10	186	Sr.

2nd Team Defense

Keith Schoenherr	6-2	199	Sr.
------------------	-----	-----	-----

Honorable Mention

Justin Bruns	5-10	189	Sr.
Aaron Gilliland	6-4	217	Jr.
Cory Klenke	6-1	181	Jr.
Kurt Schlarman	6-0	178	Sr.
Mark Steinbrunner	5-11	185	Sr.

All Northwest District - Division IV

Defensive Player of the Year

Tyler Kunk	5-10	186	Sr.
------------	------	-----	-----

First Team Offense

Ryan Geier	6-2	186	Sr.
Tony Harlamert	6-0	176	Jr.
Mario DeLaRosa	5-8	138	Jr.

First Team Defense

Tyler Kunk	5-10	186	Sr.
Adam Homan	6-2	238	Jr.
Cory Klenke	6-1	181	Jr.

Honorable Mention

Kyle Ahrens	6-0	186	Sr.
Keith Schoenherr	6-2	199	Sr.

All Ohio- Division IV

First Team Offense

Mario DeLaRosa	5-8	138	Jr.
----------------	-----	-----	-----

First Team Defense

Tyler Kunk	5-10	186	Sr.
------------	------	-----	-----

Second Team Offense

Tony Harlamert	6-0	176	Jr.
----------------	-----	-----	-----

Special Mention

Adam Homan	6-2	238	Jr.
Cory Klenke	6-1	181	Jr.
Ryan Geier	6-2	186	Sr.



Coldwater vs Jonathan Alder
November 3, 2007 at Volunteer Field - Plain City
Division 4 - Region 16 Quarter Final
Final Statistics



Score by Quarters

	1	2	3	4	Final
Coldwater	7	7	22	7	43
Jonathan Alder	0	0	0	14	14

Team Statistics

		<u>Coldwater</u>	<u>Jonathan Alder</u>
Offensive	First Downs	24	13
	by Run	11	7
	by Pass	13	5
	by Penalty	0	1
	Rushes - Yards	32-206	38-222
	Passes Comp - Att - Yds - Int	24-41-326-1	7-20-76-0
Total Offensive Plays - Yards		73-532	58-298
Kicking Game	Punt Returns - Avg - Long	6-12-31	0-0-0
	Kickoff Returns - Avg - Long	4-13-21	7-14-21
	Field Goals Made - Att - Long	0-0-0	0-0-0
	Punts - Average - Long	2-29-35	8-32-41
Turnovers	Interceptioned By	0	1
	Fumbles - Lost	1-1	4-2
	Penalties - Yards	9-82	10-110

Scoring Summary

<u>Team</u>	<u>Time</u>	<u>Qtr</u>	<u>Scoring Play</u>	<u>Conversion</u>	<u>PL-Yds</u>	<u>Score</u>
Coldwater	01:18	1st	Justin Bruns 25 yd pass from Cory Klenke	Mario de la Rosa kick good	3-46	7 - 0
Coldwater	07:45	2nd	Cory Klenke 2 yd run	Mario de la Rosa kick good	10-83	14 - 0
Coldwater	05:20	3rd	Tony Harlamert 65 yd pass from Cory Klenke	Mario de la Rosa kick good	2-64	21 - 0
Coldwater	02:58	3rd	Cory Klenke 11 yd run	Mario de la Rosa kick failed	2-18	27 - 0
Coldwater	01:59	3rd	Austin Schlosser tackled for safety		1-5	29 - 0
Coldwater	00:10	3rd	Tony Harlamert 2 yd run	Mario de la Rosa kick good	4-66	36 - 0
Jonathan Alde	08:37	4th	Austin Schlosser 10 yd run	Stephen Lamb kick good	12-77	36 - 7
Coldwater	03:58	4th	Trent Muhlenkamp 3 yd run	Mario de la Rosa kick good	11-70	43 - 7
Jonathan Alde	02:35	4th	Austin Schlosser 66 yd run	Stephen Lamb kick good	3-73	43 - 14

Individual Statistics

Coldwater

<u>Rushing</u>	<u>Att</u>	<u>Yds</u>	<u>TD</u>	<u>Lg</u>	<u>Avg</u>
Cory Klenke	9	90	2	22	10.0
Tony Harlamert	8	33	1	10	4.1
Keith Wenning	4	42	0	23	10.5
Trent Muhlenkamp	9	41	1	14	4.6
Team	2	0	0	2	0.0

Jonathan Alder

<u>Rushing</u>	<u>Att</u>	<u>Yds</u>	<u>TD</u>	<u>Lg</u>	<u>Avg</u>
David Smith	8	65	0	36	8.1
Austin Schlosser	15	120	2	66	8.0
Luke Bates	12	32	0	9	2.7
Jason Parker	1	1	0	1	1.0
Logan McGuire	1	3	0	3	3.0
Cory Yutzky	1	1	0	1	1.0

<u>Passing</u>	<u>Att</u>	<u>Cmp</u>	<u>Int</u>	<u>Yds</u>	<u>TD</u>	<u>Lng</u>
Cory Klenke	39	23	1	311	2	65
Keith Wenning	2	1	0	15	0	15

<u>Passing</u>	<u>Att</u>	<u>Cmp</u>	<u>Int</u>	<u>Yds</u>	<u>TD</u>	<u>Lng</u>
Austin Schlosser	20	7	0	76	0	20

<u>Receiving</u>	<u>Cat</u>	<u>Yds</u>	<u>TD</u>	<u>Lng</u>	<u>Avg</u>
Tony Harlamert	9	146	1	65	16.2
Zach Siefring	3	47	0	18	15.7
Zach Kaup	7	86	0	21	12.3
Ryan Geier	2	1	0	2	0.5
Adam Homan	1	6	0	6	6.0
Justin Bruns	1	25	1	25	25.0
Trent Muhlenkamp	1	15	0	15	15.0

<u>Receiving</u>	<u>Cat</u>	<u>Yds</u>	<u>TD</u>	<u>Lng</u>	<u>Avg</u>
David Smith	2	19	0	13	9.5
Luke Bates	2	9	0	12	4.5
Eric Wrightsel	1	14	0	14	14.0
Adam Huston	1	20	0	20	20.0
Danny Snively	1	14	0	14	14.0

<u>Punting</u>	<u>No</u>	<u>Yds</u>	<u>Avg</u>	<u>Lng</u>	<u>Blk</u>
Keith Wenning	1	35	35	35	0
Jordan Woeste	1	22	22	22	0

<u>Punting</u>	<u>No</u>	<u>Yds</u>	<u>Avg</u>	<u>Lng</u>	<u>Blk</u>
Luke Bates	8	255	31.9	41	0

<u>Punt Returns</u>	<u>No</u>	<u>Yds</u>	<u>TD</u>	<u>Lng</u>
Tony Harlamert	3	39	0	18
Ryan Geier	3	34	0	31

<u>Punt Returns</u>	<u>No</u>	<u>Yds</u>	<u>TD</u>	<u>Lng</u>
---------------------	-----------	------------	-----------	------------

<u>Kick Returns</u>	<u>No</u>	<u>Yds</u>	<u>TD</u>	<u>Lng</u>
Tony Harlamert	2	12	0	10
Ryan Geier	1	21	0	21
Chad Westgerdes	1	20	0	20

<u>Kick Returns</u>	<u>No</u>	<u>Yds</u>	<u>TD</u>	<u>Lng</u>
Chris Crabtree	1	12	0	12
David Smith	4	56	0	19
Eric Wrightsel	2	27	0	21

<u>Interceptions</u>	<u>No</u>	<u>Yds</u>	<u>TD</u>	<u>Avg</u>
----------------------	-----------	------------	-----------	------------

<u>Interceptions</u>	<u>No</u>	<u>Yds</u>	<u>TD</u>	<u>Avg</u>
Weston Bundenthal	1	19	0	19.0



Coldwater vs Kettering Alter
November 10, 2007 at Alexander Stadium - Piqua
Division 4 - Region 16 Semi - Final
Final Statistics
Score by Quarters



	1	2	3	4	O1	O2	O3	Final
Coldwater	7	14	14	14	0	3	7	59
Kettering Alter	14	14	21	0	0	3	0	52

Team Statistics

		<u>Coldwater</u>	<u>Kettering Alter</u>
Offensive	First Downs	17	18
	by Run	3	14
	by Pass	14	4
	by Penalty	0	0
	Rushes - Yards	12-55	65-360
	Passes Comp - Att - Yds - Int	25-53-431-3	11-24-135-1
Total Offensive Plays - Yards		65-486	89-495
Kicking Game	Punt Returns - Avg - Long	4-6-14	2-28-57
	Kickoff Returns - Avg - Long	7-18-54	8-15-23
	Field Goals Made - Att - Long	1-1-19	1-1-34
	Punts - Average - Long	3-38-41	5-36-44
Turnovers	Intercepted By	1	3
	Fumbles - Lost	1-1	1-0
	Penalties - Yards	2-10	2-18

Scoring Summary

<u>Team</u>	<u>Time</u>	<u>Qtr</u>	<u>Scoring Play</u>	<u>Conversion</u>	<u>PL-Yds</u>	<u>Score</u>
Kettering Alter	09:42	1st	Corey Roark 30 yd run	Scott Vannetta kick good	5-65	0 - 7
Coldwater	07:40	1st	Zach Kaup 17 yd pass from Cory Klenke	Mario de la Rosa kick good	4-39	7 - 7
Kettering Alter	03:34	1st	Corey Roark 3 yd run	Scott Vannetta kick good	10-68	7 - 14
Kettering Alter	11:21	2nd	Austin Boucher 3 yd run	Scott Vannetta kick good	9-83	7 - 21
Kettering Alter	10:44	2nd	Danhy Jasper 57 yd punt return	Scott Vannetta kick good	1-57	7 - 28
Coldwater	03:33	2nd	Zach Kaup 76 yd pass from Cory Klenke	Mario de la Rosa kick good	1-76	14 - 28
Coldwater	01:12	2nd	Ryan Geier 11 yd pass from Cory Klenke	Mario de la Rosa kick good	6-62	21 - 28
Kettering Alter	07:31	3rd	Corey Roark 30 yd run	Scott Vannetta kick good	5-60	21 - 35
Kettering Alter	07:08	3rd	Corey Roark 39 yd run	Scott Vannetta kick good	2-39	21 - 42
Coldwater	06:43	3rd	Ryan Geier 39 yd pass from Cory Klenke	Mario de la Rosa kick good	3-53	28 - 42
Coldwater	03:08	3rd	Zach Kaup 10 yd pass from Cory Klenke	Mario de la Rosa kick good	5-67	35 - 42
Kettering Alter	00:17	3rd	Corey Roark 10 yd run	Scott Vannetta kick good	6-62	35 - 49
Coldwater	11:01	4th	Tony Harlamert 3 yd run	Mario de la Rosa kick good	4-58	42 - 49
Coldwater	05:55	4th	Tony Harlamert 11 yd pass from Cory Klenke	Mario de la Rosa kick good	5-23	49 - 49
Kettering Alter	00:00	OT2	Scott Vannetta 34 yd field goal		4-20	49 - 52
Coldwater	00:00	OT2	Mario de la Rosa 19 yd field goal		4-20	52 - 52
Coldwater	00:00	OT3	Tony Harlamert 7 yd pass from Cory Klenke	Mario de la Rosa kick good	6-20	59 - 52

Individual Statistics

Coldwater

<u>Rushing</u>	<u>Att</u>	<u>Yds</u>	<u>TD</u>	<u>Lg</u>	<u>Avg</u>
Tyler Kunk	2	18	0	13	9.0
Cory Klenke	5	32	0	17	6.4
Tony Harlamert	5	5	1	3	1.0

Kettering Alter

<u>Rushing</u>	<u>Att</u>	<u>Yds</u>	<u>TD</u>	<u>Lg</u>	<u>Avg</u>
Chris Borland	17	111	0	39	6.5
Cody Taulbee	11	52	0	30	4.7
Corey Roark	25	193	5	39	7.7
Austin Boucher	12	4	1	10	0.3

Passing

	<u>Att</u>	<u>Cmp</u>	<u>Int</u>	<u>Yds</u>	<u>TD</u>	<u>Lng</u>
Cory Klenke	50	25	3	431	7	76
Keith Wenning	3	0	0	0	0	0

Passing

	<u>Att</u>	<u>Cmp</u>	<u>Int</u>	<u>Yds</u>	<u>TD</u>	<u>Lng</u>
Austin Boucher	24	11	1	135	0	28

Receiving

	<u>Cat</u>	<u>Yds</u>	<u>TD</u>	<u>Lng</u>	<u>Avg</u>
Zach Kaup	10	190	3	76	19.0
Ryan Geier	6	97	2	39	16.2
Zach Sieftring	3	62	0	33	20.7
Tony Harlamert	6	82	2	19	13.7

Receiving

	<u>Cat</u>	<u>Yds</u>	<u>TD</u>	<u>Lng</u>	<u>Avg</u>
Ben Gough	1	17	0	17	17.0
Patrick O'Donnell	3	39	0	28	13.0
Corey Roark	3	43	0	25	14.3
Danhy Jasper	2	28	0	18	14.0
Chris Borland	1	1	0	1	1.0
Nate Wolle	1	7	0	7	7.0

Punting

	<u>No</u>	<u>Yds</u>	<u>Avg</u>	<u>Lng</u>	<u>Blk</u>
Keith Wenning	3	115	38.3	41	0

Punting

	<u>No</u>	<u>Yds</u>	<u>Avg</u>	<u>Lng</u>	<u>Blk</u>
Chris Borland	5	178	35.6	44	0

Punt Returns

	<u>No</u>	<u>Yds</u>	<u>TD</u>	<u>Lng</u>
Tony Harlamert	4	24	0	14

Punt Returns

	<u>No</u>	<u>Yds</u>	<u>TD</u>	<u>Lng</u>
Danhy Jasper	2	55	1	57

Kick Returns

	<u>No</u>	<u>Yds</u>	<u>TD</u>	<u>Lng</u>
Tony Harlamert	1	54	0	54
Ryan Geier	4	62	0	32
Zach Kaup	2	13	0	10

Kick Returns

	<u>No</u>	<u>Yds</u>	<u>TD</u>	<u>Lng</u>
Chris Borland	3	47	0	23
Nate Durden	3	43	0	18
Mike Sugrue	1	12	0	12
Jake Bartel	1	14	0	14

Interceptions

	<u>No</u>	<u>Yds</u>	<u>TD</u>	<u>Avg</u>
Cory Klenke	1	42	0	42.0

Interceptions

	<u>No</u>	<u>Yds</u>	<u>TD</u>	<u>Avg</u>
Tim Cableck	1	5	0	5.0
Brain Dougherty	2	1	0	0.5

Coldwater and Kettering Alter play one for the ages; Cavs win in 3OTs

By Greg Billing, Contributor –
JHuddle.com

Posted Nov 11, 2007

Coldwater 59, Alter 52 (3OT)

Saturday at Piqua's Alexander Stadium, Coldwater and Kettering Alter played a game that will be replayed across the Miami Valley and Ohio for ages. Down 21-points twice to the undefeated and favored Knights, Coldwater forced overtime and won 59-52 after three extra periods.

It was a game that featured 981 yards in total offense, 15 touchdowns (six from 30 yards or longer), 43 first downs and three overtimes. And after all that, it was decided by one yard.



Kettering Alter's fourth-down pass came up one yard short of a first down, giving Coldwater a stunning — if not improbable — 59-52 victory in a Division IV, Region 16 semifinal on Saturday. The Cavaliers twice trailed by three touchdowns. They trailed by two TDs five other times. And the only time Coldwater (11-1) led was the final score.

"That's what we try to build our program on, never giving up," said Coldwater coach John Reed. "We're trying to learn lessons in life. Sometimes you're down 21-0 in life. What are you going to do about it? Are you going to bag it and give up? No, you're going to battle away."

Coldwater certainly fought back. Again. And again. And again. But it seemed like every time the Cavaliers got close, the Knights (11-1) answered with a score of their own. That lasted until the fourth quarter and eventually in the third

overtime at a rocking Alexander Stadium at Piqua High School.

Behind a versatile running game that saw success straight up the middle against the Cavaliers, the Knights built a 42-21 lead with 7:08 left in the third quarter. That also left plenty of time for Coldwater's quick-strike spread offense to work. Quarterback Cory Klenke guided the Cavs to TDs on their final four drives in regulation. At defensive back, Klenke's fourth-quarter interception set up the Cavs' final TD, an 11-yard pass to Tony Harlamert that forced overtime with 5:55 remaining.

Alter did drive into Coldwater territory with under a minute to go, but punted with 39 seconds left when the drive stalled at Coldwater's 42 yard line.

In the first overtime (which starts on the opponent's 20-yard line), Coldwater threw into the endzone on three of four passes. The Cavs' fourth-down pass from the 17-yard line was on target for Ryan Geier, but an Alter defender knocked the ball away. Alter, needing just a field goal to win, was pushed back by a sack and a tackle for a loss. The Knights' own fourth-down pass from the 36 fell incomplete.

In the second overtime, Alter settled for a 34-yard field goal by Scott Vannatta after two runs and a pass netted three yards. Coldwater was ready to celebrate when Klenke's pass to Harlamert gave the Cavs first-and-goal at the one. But Alter's defense stopped a run by Harlamert, a Klenke sneak, then dropped Harlamert in the backfield. Cavs' kicker Mario de la Rosa booted a 19-yard field goal tie it at 52-52.

In the third overtime, Coldwater converted another first down. On fourth-and-7 from the 17, Klenke — under pressure and with a defender grabbing at his ankles — hit Zach Kaup for 11 yards. Two plays later Klenke threw an over-the-shoulder pass to Harlamert in the corner of the endzone for the 59-52 lead. Alter faced fourth-and-8 on the 18 after a run for two yards and a pair of incompletions. Alter QB Austin Boucher hit Nate Wolfe in the flat, but he was tackled at the 11-yard line to end it.

"There's not a whole lot to tell them other than I was proud of the way they played football, not just tonight but all year," said Alter coach Ed Domsitz, whose team lost to Steubenville 34-33 in the D-III title game last season. "I'm sure everybody is

disappointed. (The state championship game) was a goal from the beginning of the year. It was a sad ending tonight."

Alter pounded out 360 yards rushing and 495 yards overall. Roark led the way with 193 yards and 5 TDs on 25 carries. His TDs covered 30, 3, 30, 39 and 10 yards. Chris Borland added 111 yards on 17 carries.

Coldwater, though, slowed down Alter's running game in the second half. The Knights, who scored on their first three possessions, had just one TD over its final four drives. And the Cavs' offense, built to come from behind if needed, did exactly that.

Klenke completed 25-of-50 passes for 431 yards and 7 TDs to a receiving corp that consistently outleaped, outran and did what it had to get the ball. That included Kaup (10 passes for 190 yards; 3 TDs), Geier (6-97 yards; 2 TDs), Harlamert (6-82 yards; 2 TDs) and Zach Siefring (3-62).

Coldwater ran just 12 times for 55 yards as the passing game accounted for almost all of the Cavs' 486 yards in total offense.

"Our offensive line deserves so much credit. There's no question the guts of No. 11 (Klenke) and our fullback (Harlamert) always blocking and protecting," Reed said. "We played with such tremendous heart tonight. That was one of the greatest games I've been associated with."

Domsitz, though, won't look back on this game in a few years and smile at the thought of playing in a game that many will consider the greatest they ever saw.

"It makes it more difficult to take. You see all the great things we did and it makes it more difficult to accept the fact we didn't win," he said. "I know some people will say this was the greatest game they've ever seen. A great game to me is a game we win, whatever the score."





Coldwater vs Clinton-Massie
November 17, 2007 at Welcome Stadium - Dayton
Division 4 - Region 16 Championship
Final Statistics
Score by Quarters



	1	2	3	4	Final
Coldwater	21	28	14	0	63
Clinton-Massie	0	0	0	14	14

Team Statistics

		<u>Coldwater</u>	<u>Clinton-Massie</u>
Offensive	First Downs	18	12
	by Run	10	11
	by Pass	8	0
	by Penalty	0	1
	Rushes - Yards	32-127	51-191
	Passes Comp - Att - Yds - Int	14-15-261-0	1-5-9-2
	Total Offensive Plays - Yards	47-388	56-200
Kicking Game	Punt Returns - Avg - Long	4-21-70	0-0-0
	Kickoff Returns - Avg - Long	2-4-6	7-12-17
	Field Goals Made - Att - Long	0-0-0	0-0-0
	Punts - Average - Long	0-0-0	5-29-41
Turnovers	Interceptioned By	2	0
	Fumbles - Lost	2-2	4-0
	Penalties - Yards	2-5	1-10

Scoring Summary

<u>Team</u>	<u>Time</u>	<u>Qtr</u>	<u>Scoring Play</u>	<u>Conversion</u>	<u>PL-Yds</u>	<u>Score</u>
Coldwater	07:52	1st	Ryan Geier 16 yd pass from Cory Klenke	Mario de la Rosa kick good	11-69	7 - 0
Coldwater	05:13	1st	Tony Harlamert 51 yd pass from Cory Klenke	Mario de la Rosa kick good	3-58	14 - 0
Coldwater	01:57	1st	Ryan Geier 44 yd pass from Zach Kaup	Mario de la Rosa kick good	1-44	21 - 0
Coldwater	11:39	2nd	Tony Harlamert 45 yd run	Mario de la Rosa kick good	1-45	28 - 0
Coldwater	10:23	2nd	Tony Harlamert 1 yd run	Mario de la Rosa kick good	3-15	35 - 0
Coldwater	08:09	2nd	Ryan Geier 70 yd punt return	Mario de la Rosa kick good	1-70	42 - 0
Coldwater	02:25	2nd	Tony Harlamert 32 yd run	Mario de la Rosa kick good	7-68	49 - 0
Coldwater	09:22	3rd	Mark Steinbrunner 32 yd pass from Cory Klenke	Mario de la Rosa kick good	3-33	56 - 0
Coldwater	01:38	3rd	Drew Bruggeman 56 yd pass from Keith Wenning	Mario de la Rosa kick good	10-69	63 - 0
Clinton-Massie	04:25	4th	Jesse Calhoun 11 yd run	Levi Schwab run good	5-34	63 - 8
Clinton-Massie	01:54	4th	Jesse Calhoun 19 yd run	pass failed	3-25	63 - 14

Individual Statistics

Coldwater

<u>Rushing</u>	<u>Att</u>	<u>Yds</u>	<u>TD</u>	<u>Lg</u>	<u>Avg</u>
Cory Klenke	6	22	0	8	3.7
Tony Harlamert	6	94	3	45	15.7
Keith Wenning	8	9	0	8	1.1
Adam Homan	2	13	0	9	6.5
Trent Muhlenkamp	6	18	0	9	3.0
Team	4	-29	0	-2	-7.3

Clinton-Massie

<u>Rushing</u>	<u>Att</u>	<u>Yds</u>	<u>TD</u>	<u>Lg</u>	<u>Avg</u>
Jesse Calhoun	24	129	2	19	5.4
Chad Fields	3	-16	0	-4	-5.3
Michael Tong	3	0	0	1	0.0
Levi Schwab	19	80	0	14	4.2
Logan McCormick	1	-1	0	-1	-1.0
Joey Klontz	1	-1	0	-1	-1.0

Passing

	<u>Att</u>	<u>Cmp</u>	<u>Int</u>	<u>Yds</u>	<u>TD</u>	<u>Lng</u>
Cory Klenke	11	10	0	145	3	51
Zach Kaup	1	1	0	44	1	44
Keith Wenning	3	3	0	72	1	56

Passing

	<u>Att</u>	<u>Cmp</u>	<u>Int</u>	<u>Yds</u>	<u>TD</u>	<u>Lng</u>
Chad Fields	5	1	2	9	0	9

Receiving

	<u>Cat</u>	<u>Yds</u>	<u>TD</u>	<u>Lng</u>	<u>Avg</u>
Tony Harlamert	5	71	1	51	14.2
Ryan Geier	3	71	2	44	23.7
Zach Kaup	1	9	0	9	9.0
Tyler Kunk	1	6	0	6	6.0
Adam Homan	1	4	0	4	4.0
Mark Steinbrunner	1	32	1	32	32.0
Drew Bruggeman	1	56	1	56	56.0
Dane Gaerke	1	12	0	12	12.0

Receiving

	<u>Cat</u>	<u>Yds</u>	<u>TD</u>	<u>Lng</u>	<u>Avg</u>
Joey Klontz	1	9	0	9	9.0

Punting

	<u>No</u>	<u>Yds</u>	<u>Avg</u>	<u>Lng</u>	<u>Blk</u>

Punting

	<u>No</u>	<u>Yds</u>	<u>Avg</u>	<u>Lng</u>	<u>Blk</u>
Logan McCormick	5	144	28.8	41	0

Punt Returns

	<u>No</u>	<u>Yds</u>	<u>TD</u>	<u>Lng</u>
Tony Harlamert	1	1	0	1
Ryan Geier	3	84	1	70

Punt Returns

	<u>No</u>	<u>Yds</u>	<u>TD</u>	<u>Lng</u>

Kick Returns

	<u>No</u>	<u>Yds</u>	<u>TD</u>	<u>Lng</u>
Ryan Geier	1	6	0	6
Dylan Gillis	1	1	0	1

Kick Returns

	<u>No</u>	<u>Yds</u>	<u>TD</u>	<u>Lng</u>
David Brothers	4	51	0	15
Andrew Fisher	1	0	0	0
Joey Klontz	1	17	0	17
Derrick Metz	1	16	0	16

Interceptions

	<u>No</u>	<u>Yds</u>	<u>TD</u>	<u>Avg</u>
Dusty Rutschilling	1	22	0	22.0
Cory Klenke	1	20	0	20.0

Interceptions

	<u>No</u>	<u>Yds</u>	<u>TD</u>	<u>Avg</u>



WILMINGTON News Journal ONLINE

Friday, November 16, 2007

Coldwater ... warm hearts

By **MARK HUBER**

Friday, November 16, 2007

The Coldwater community, the same folks who will be bitter rivals come Saturday night, are opening their hearts to a Clinton-Massie family.

According to Coldwater athletic director Eric Goodwin, the Coldwater community is raising money to give to Clinton-Massie freshman Savanna Coffman, who had a heart transplant Wednesday afternoon. Coffman is a reserve football cheerleader.

"The Coldwater community has heard about the Clinton-Massie cheerleader going through a heart transplant," Goodwin said. "We are raising as much money as possible in the next two days to present it to Clinton-Massie. This is a great reminder as to what high school sports are truly meant to be."

Coffman's family was informed early Wednesday of a donor heart being available, according to CMHS principal Randy Dunlap. They agreed to take the heart and had the surgery Wednesday afternoon. Dunlap said she came out of the surgery in good shape Wednesday night.

"The heart was beating," he said.

Coldwater will meet Clinton-Massie 7 p.m. Saturday in the Region 16 championship football game at Welcome Stadium.

Dunlap said the idea that a rival school would do such a thing is commendable.

"This is a wonderful thing that Coldwater is doing for Savanna and her family," Dunlap said. "I am sure that Savanna's family will be touched by the show of caring and support from the Coldwater community. We at Clinton-Massie appreciate all of their efforts and the efforts of everyone else in regards to this situation.

"It is an issue that goes beyond football or competition. Through their efforts in helping to support the family and Savanna, they (Coldwater) have truly demonstrated what sportsmanship and goodwill is all about. This puts everything in perspective in terms of life and what really matters most."

Clinton-Massie athletic director Keith Mattison said Coldwater's gesture is nothing but class.

"How cool is that?" Mattison said. "What a class act from a bunch of great people. Kind of gets you teary-eyed. For them to care enough to give money to one of our kids is big."

EDITOR'S NOTE — An update was given on Savanna's Web site, www.savanasmile.com on Thursday. It said, "We have a heart! The surgery went well! Tabby says that Savana is doing OK. She came through the surgery fine. When they inserted the heart, they also put in a pace maker for a "just in case." About 2:30 a.m., Savana woke up and was in a lot of pain and wanted her mom so Tabby went back to be with her. Her heart at that point was beating slowly so they activated the pace maker to speed up her heart beat. Her sugar level is too high from

the drugs they are giving her so they had to give her insulin. Her kidneys are working so that is great and Savana is holding her own and doing OK. Keep those positive thoughts and prayers going. It is a long haul for the whole family!"

Related Links

Content © 2007 News Journal
Software © 1998-2007 **1up! Software**, All Rights Reserved



WILMINGTON News Journal ONLINE

Tuesday, November 20, 2007

C-M board recognizes Coldwater

Tuesday, November 20, 2007

ADAMS TOWNSHIP Clinton-Massie officials continue to be moved by the generosity of spirit conveyed by the community of Coldwater and its football powerhouse high school for giving more than \$15,000 to Clinton-Massie freshman Savana Coffman.

At Monday's school board meeting, Clinton-Massie Superintendent Ron Rudduck asked board members to approve a resolution in recognition of Coldwater's caring. The Coldwater school system and community rallied to her support both spiritually and financially, said Rudduck.

Coffman was a heart transplant recipient on Nov. 14. The Clinton-Massie Board of Education and the Clinton-Massie community offer their gratitude to the entire Coldwater community for their extraordinary compassion and kindness, the resolution says. What's more, the resolution states that Saturday will be officially declared Coldwater Cavaliers Day in the Clinton-Massie district, and the entire Clinton-Massie community is encouraged to support Coldwater High School that day in its pursuit of a state football championship.

Rudduck plans to take a framed copy of the resolution to Coldwater's December school board meeting. He said he went through his son's closet and found an orange sweater for the occasion. Coldwater beat Clinton-Massie 63-14 on Saturday in Dayton in the Division IV, Region 16 final.

In addition to the formal resolution adopted by the school board, Clinton-Massie Board of Education member Jeff Borton wrote a letter on behalf of the board to the Coldwater school board, staff, students and Cavaliers fans. The Clinton-Massie community would like to thank you for your gesture of giving at a time of year we celebrate Thanks'. It exemplifies what we should teach our children and ask of ourselves, the letter opens.

Often times in our individual endeavors to be the best we can, we lose sight of what is the end game. The idea of teams, families and communities banding together to assist individuals in need, was a challenge you did not take lightly, and did not go unnoticed nor will it be forgotten.

The Clinton-Massie crowd erupted Saturday night in unified appreciation as the message of your generous gift to Savana was heard over the microphone. Hats were tipped and thank you's were shouted out from across the green turf in reaction to the announcement, Borton wrote.

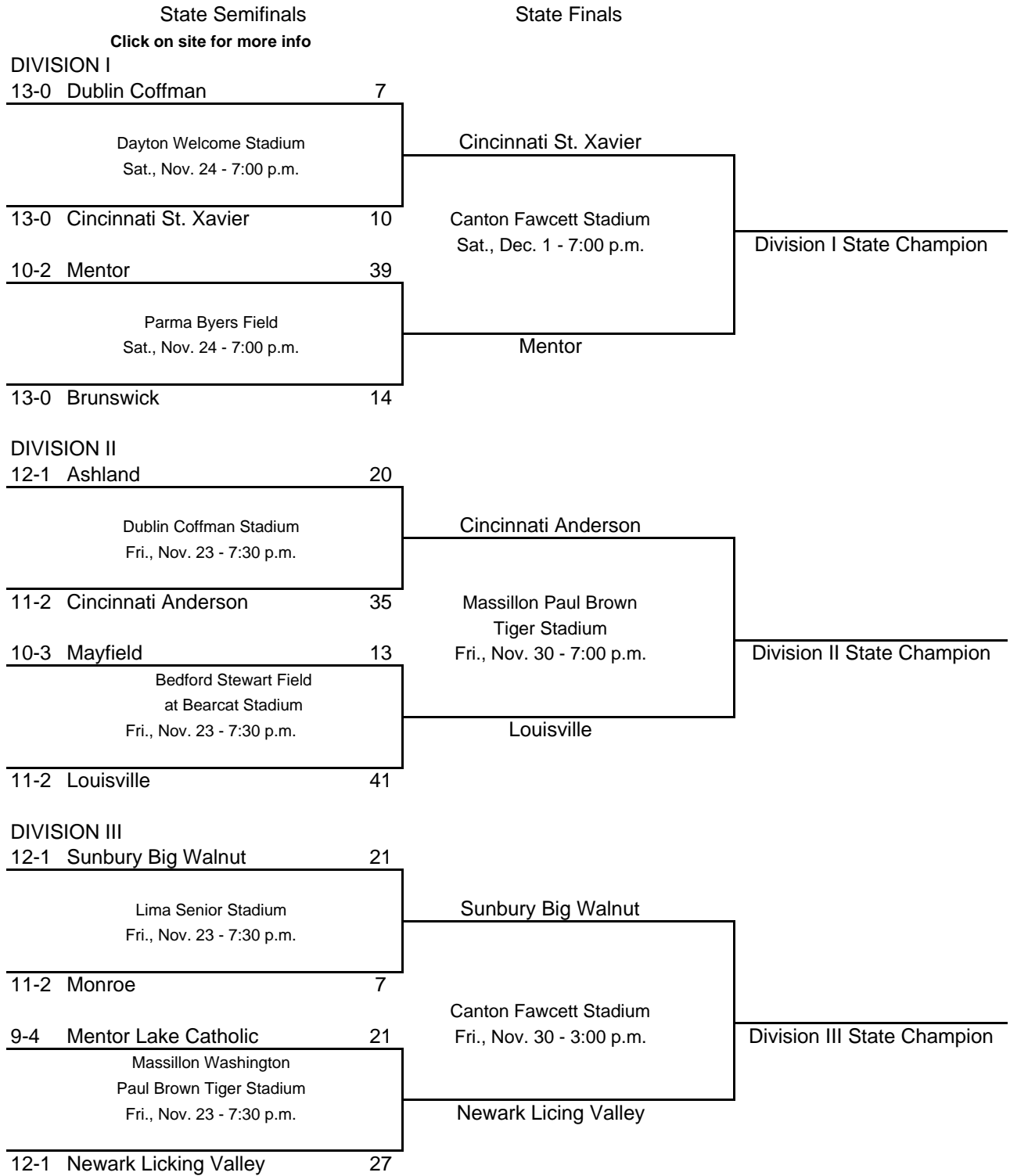
We would like to congratulate you on your win, wish your team the best, and thank all of those who continue to inspire each of us to be better, concludes the letter.

Clinton-Massie High School Principal Randy Dunlap said the hope is for Coffman to be home by Christmas.

Related Links

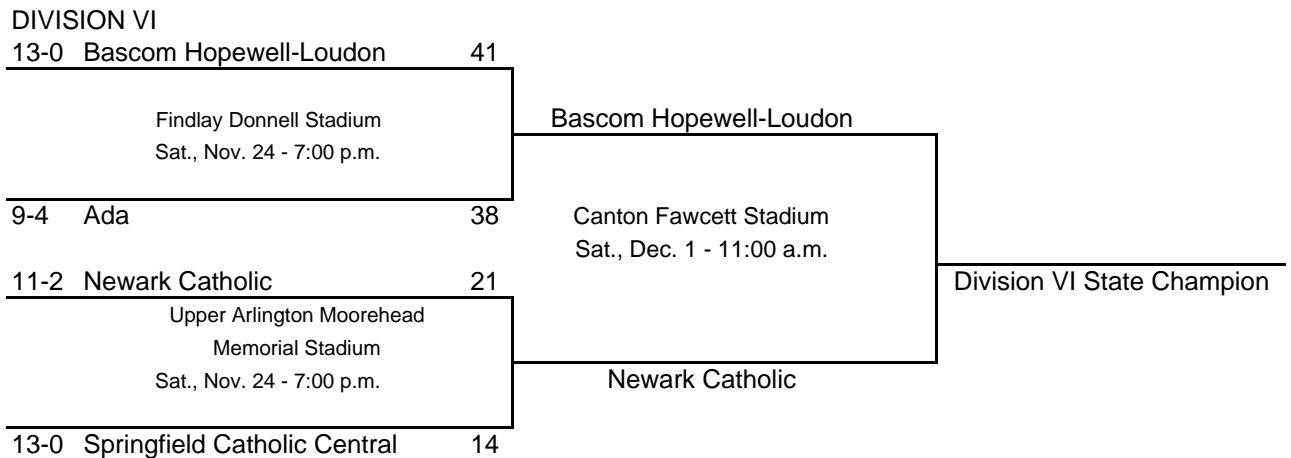
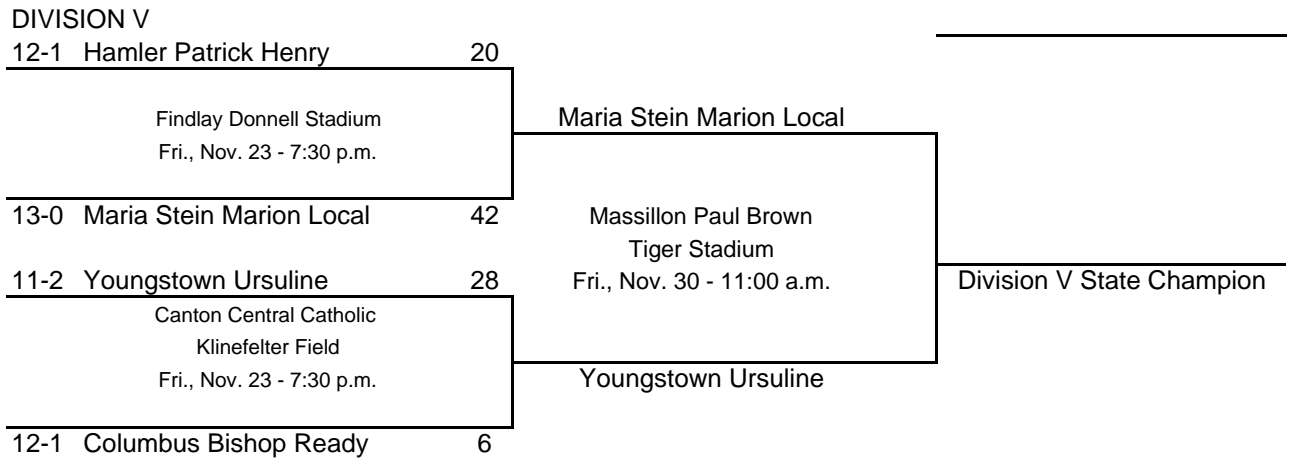
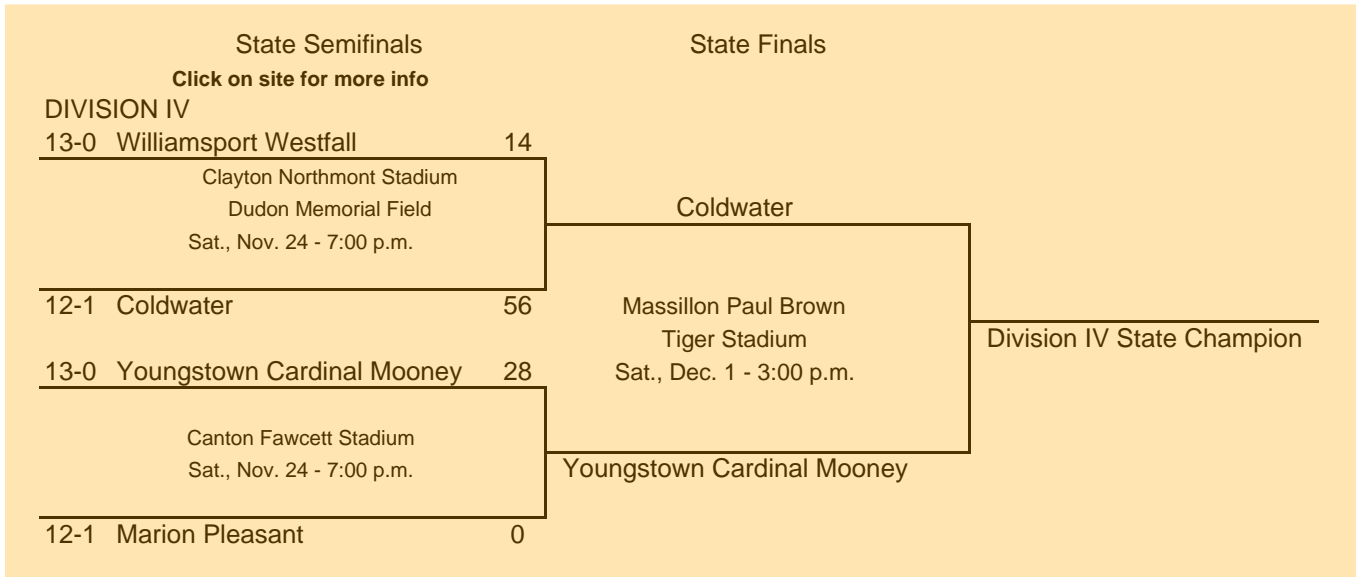
THE OHIO HIGH SCHOOL ATHLETIC ASSOCIATION 2007 STATE FOOTBALL BRACKET

PAGE 1 OF 2



**THE OHIO HIGH SCHOOL ATHLETIC ASSOCIATION
2007 STATE FOOTBALL BRACKET**

PAGE 2 OF 2





Coldwater vs Westfall
November 24, 2007 at Clayton Northmont Stadium
Division 4 State Semifinal
Final Statistics
Score by Quarters



	1	2	3	4	Final
Coldwater	14	14	21	7	56
Westfall	0	7	7	0	14

Team Statistics

		<u>Coldwater</u>	<u>Westfall</u>
Offensive	First Downs	21	11
	by Run	16	4
	by Pass	5	7
	by Penalty	0	0
	Rushes - Yards	43-290	28-12
	Passes Comp - Att - Yds - Int	8-14-150-2	9-26-135-4
Total Offensive Plays - Yards		57-440	54-147
Kicking Game	Punt Returns - Avg - Long	4-10-41	0-0-0
	Kickoff Returns - Avg - Long	2-2-3	9-26-71
	Field Goals Made - Att - Long	0-0-0	0-0-0
	Punts - Average - Long	1-25-25	4-31-39
Turnovers	Intercepted By	4	2
	Fumbles - Lost	0-0	1-1
	Penalties - Yards	3-19	0-0

Scoring Summary

<u>Team</u>	<u>Time</u>	<u>Qtr</u>	<u>Scoring Play</u>	<u>Conversion</u>	<u>PL-Yds</u>	<u>Score</u>
Coldwater	06:51	1st	Tony Harlamert 3 yd run	Mario de la Rosa kick good	5-39	7 - 0
Coldwater	02:54	1st	Tony Harlamert 4 yd run	Mario de la Rosa kick good	4-70	14 - 0
Coldwater	10:41	2nd	Tony Harlamert 75 yd interception return	Mario de la Rosa kick good	1-75	21 - 0
Coldwater	04:19	2nd	Mark Steinbrunner 49 yd pass from Cory Klenke	Mario de la Rosa kick good	1-51	28 - 0
Westfall	00:00	2nd	Ben Cline 33 yd pass from DJ Cain	Cameron Puckett kick good	5-47	28 - 7
Coldwater	10:01	3rd	Tony Harlamert 2 yd run	Mario de la Rosa kick good	5-62	35 - 7
Coldwater	09:52	3rd	Cory Klenke 15 yd interception return	Mario de la Rosa kick good	1-15	42 - 7
Westfall	08:50	3rd	Jack Gose 15 yd pass from DJ Cain	Cameron Puckett kick good	2-11	42 - 14
Coldwater	06:43	3rd	Adam Homan 1 yd run	Mario de la Rosa kick good	6-61	49 - 14
Coldwater	06:57	4th	Keith Wenning 1 yd run	Mario de la Rosa kick good	12-53	56 - 14

Individual Statistics

Coldwater

<u>Rushing</u>	<u>Att</u>	<u>Yds</u>	<u>TD</u>	<u>Lg</u>	<u>Avg</u>
Cory Klenke	6	85	0	32	14.2
Tony Harlamert	8	59	3	23	7.4
Ryan Geier	1	5	0	5	5.0
Tyler Kunk	1	8	0	8	8.0
Adam Homan	2	4	1	3	2.0
Keith Wenning	13	80	1	17	6.2
Trent Muhlenkamp	11	51	0	10	4.6
Team	1	-2	0	-2	-2.0

Westfall

<u>Rushing</u>	<u>Att</u>	<u>Yds</u>	<u>TD</u>	<u>Lg</u>	<u>Avg</u>
Seth :Hardin	6	11	0	5	1.8
DJ Cain	20	6	0	14	0.3
Bryant Gibson	2	-5	0	-1	-2.5

Passing

	<u>Att</u>	<u>Cmp</u>	<u>Int</u>	<u>Yds</u>	<u>TD</u>	<u>Lng</u>
Cory Klenke	13	8	2	150	1	49
Keith Wenning	1	0	0	0	0	0

Passing

	<u>Att</u>	<u>Cmp</u>	<u>Int</u>	<u>Yds</u>	<u>TD</u>	<u>Lng</u>
DJ Cain	25	9	3	135	2	33
Ben Cline	1	0	1	0	0	0

Receiving

	<u>Cat</u>	<u>Yds</u>	<u>TD</u>	<u>Lng</u>	<u>Avg</u>
Ryan Geier	4	88	0	42	22.0
Mark Steinbrunner	1	49	1	49	49.0
Dusty Rutschilling	1	0	0	0	0.0
Justin Bruns	1	16	0	16	16.0
Tony Harlamert	1	-3	0	-3	-3.0

Receiving

	<u>Cat</u>	<u>Yds</u>	<u>TD</u>	<u>Lng</u>	<u>Avg</u>
Jack Gose	7	96	0	22	13.7
Ben Cline	2	39	1	33	19.5

Punting

	<u>No</u>	<u>Yds</u>	<u>Avg</u>	<u>Lng</u>	<u>Blk</u>
Keith Wenning	1	25	25	25	0

Punting

	<u>No</u>	<u>Yds</u>	<u>Avg</u>	<u>Lng</u>	<u>Blk</u>
Adam Keller	4	123	30.8	39	0

Punt Returns

	<u>No</u>	<u>Yds</u>	<u>TD</u>	<u>Lng</u>
Tony Harlamert	2	-2	0	0
Ryan Geier	2	41	0	41

Punt Returns

	<u>No</u>	<u>Yds</u>	<u>TD</u>	<u>Lng</u>
--	-----------	------------	-----------	------------

Kick Returns

	<u>No</u>	<u>Yds</u>	<u>TD</u>	<u>Lng</u>
Trent Muhlenkamp	1	3	0	3
Kelvin Bruns	1	0	0	0

Kick Returns

	<u>No</u>	<u>Yds</u>	<u>TD</u>	<u>Lng</u>
Ben Cline	8	210	0	71
Number 32	1	20	0	20

Interceptions

	<u>No</u>	<u>Yds</u>	<u>TD</u>	<u>Avg</u>
Cory Klenke	2	51	1	25.5
Tony Harlamert	2	75	1	37.5

Interceptions

	<u>No</u>	<u>Yds</u>	<u>TD</u>	<u>Avg</u>
Seth :Hardin	2	29	0	14.5



Coldwater vs Youngstown Cardinal Mooney

December 1, 2007 at Paul Brown Stadium - Massilon

Division 4 State Championship

Final Statistics

Score by Quarters



	1	2	3	4	Final
Coldwater	0	0	7	21	28
Mooney	14	0	7	6	27

Team Statistics

		<u>Coldwater</u>	<u>Mooney</u>
Offensive	First Downs	16	20
	by Run	2	15
	by Pass	13	4
	by Penalty	1	1
	Rushes - Yards	15-54	56-297
	Passes Comp - Att - Yds - Int	18-39-300-1	5-6-135-1
Total Offensive Plays - Yards		54-354	62-432
Kicking Game	Punt Returns - Avg - Long	3-3-5	0-0-0
	Kickoff Returns - Avg - Long	4-18-30	5-16-25
	Field Goals Made - Att - Long	0-0-0	0-0-0
	Punts - Average - Long	3-31-47	4-29-35
Turnovers	Interceptioned By	1	1
	Fumbles - Lost	1-1	2-2
	Penalties - Yards	5-20	11-94

Scoring Summary

<u>Team</u>	<u>Time</u>	<u>Qtr</u>	<u>Scoring Play</u>	<u>Conversion</u>	<u>PL-Yds</u>	<u>Score</u>
Mooney	07:05	1st	Michael Zordich 1 yd run	Ed Reese kick good	9-52	0 - 7
Mooney	00:02	1st	Mike Gemma 24 yd pass from Tim Marlowe	Ed Reese kick good	8-87	0 - 14
Coldwater	06:18	3rd	Cory Klenke 16 yd run	Mario de la Rosa kick good	9-48	7 - 14
Mooney	03:26	3rd	Tim Marlowe 8 yd run	Ed Reese kick good	6-58	7 - 21
Coldwater	09:57	4th	Ryan Geier 80 yd pass from Keith Wenning	Mario de la Rosa kick good	2-75	14 - 21
Coldwater	04:58	4th	Tony Harlamert 1 yd run	Mario de la Rosa kick good	7-66	21 - 21
Coldwater	02:41	4th	Ryan Geier 23 yd pass from Cory Klenke	Mario de la Rosa kick good	3-32	28 - 21
Mooney	00:21	4th	Mike Gemma 6 yd pass from Tim Marlowe	Kick blocked by Kurt Schlarman	9-69	28 - 27

Individual Statistics

Coldwater

<u>Rushing</u>	<u>Att</u>	<u>Yds</u>	<u>TD</u>	<u>Lg</u>	<u>Avg</u>
Tyler Kunk	2	7	0	5	3.5
Cory Klenke	9	29	1	16	3.2
Tony Harlamert	4	18	1	8	4.5

Mooney

<u>Rushing</u>	<u>Att</u>	<u>Yds</u>	<u>TD</u>	<u>Lg</u>	<u>Avg</u>
Brandon Beachum	34	192	0	38	5.6
Tim Marlowe	17	91	1	37	5.4
Michael Zordich	5	14	1	8	2.8

Passing

	<u>Att</u>	<u>Cmp</u>	<u>Int</u>	<u>Yds</u>	<u>TD</u>	<u>Lng</u>
Cory Klenke	37	16	1	184	1	27
Keith Wenning	2	2	0	116	1	80

Passing

	<u>Att</u>	<u>Cmp</u>	<u>Int</u>	<u>Yds</u>	<u>TD</u>	<u>Lng</u>
Tim Marlowe	6	5	1	135	2	41

Receiving

	<u>Cat</u>	<u>Yds</u>	<u>TD</u>	<u>Lng</u>	<u>Avg</u>
Tony Harlamert	8	126	0	36	15.8
Zach Sieftring	3	35	0	22	11.7
Ryan Geier	4	134	2	80	33.5
Adam Homan	2	0	0	2	0.0
Keith Wenning	1	5	0	5	5.0

Receiving

	<u>Cat</u>	<u>Yds</u>	<u>TD</u>	<u>Lng</u>	<u>Avg</u>
Michael Zordich	2	73	0	41	36.5
Mike Gemma	3	62	2	32	20.7

Punting

	<u>No</u>	<u>Yds</u>	<u>Avg</u>	<u>Lng</u>	<u>Blk</u>
Keith Wenning	3	93	31	47	0

Punting

	<u>No</u>	<u>Yds</u>	<u>Avg</u>	<u>Lng</u>	<u>Blk</u>
Vince Penza	4	114	28.5	35	0

Punt Returns

	<u>No</u>	<u>Yds</u>	<u>TD</u>	<u>Lng</u>
Ryan Geier	1	0	0	0
Tony Harlamert	2	8	0	5

Punt Returns

	<u>No</u>	<u>Yds</u>	<u>TD</u>	<u>Lng</u>
--	-----------	------------	-----------	------------

Kick Returns

	<u>No</u>	<u>Yds</u>	<u>TD</u>	<u>Lng</u>
Ryan Geier	2	38	0	30
Tony Harlamert	2	34	0	17

Kick Returns

	<u>No</u>	<u>Yds</u>	<u>TD</u>	<u>Lng</u>
Ray Vinopal	2	21	0	13
Braylon Heard	1	23	0	23
Justin Leonelli	2	37	0	25

Interceptions

	<u>No</u>	<u>Yds</u>	<u>TD</u>	<u>Avg</u>
Cory Klenke	1	10	0	10.0

Interceptions

	<u>No</u>	<u>Yds</u>	<u>TD</u>	<u>Avg</u>
Mike Gemma	1	0	0	0.0



Coldwater Cavaliers
OHSAA Division 4 State Champions



2007 Season Statistics

Game Results

Kenton	W	21	-	7
Marion Local	L	14	-	35
New Bremen	W	49	-	7
Anna	W	37	-	8
St. Henry	W	42	-	0
Parkway	W	35	-	14
Minster	W	60	-	0
Versailles	W	49	-	14
Fort Recovery	W	45	-	7
St. Johns	W	51	-	7
Jonathan Alder	W	43	-	14
Kettering Alter	W	59	-	53 ^{30T}
Clinton-Massie	W	63	-	14
Williamport Westfall	W	56	-	14
Youngstown Mooney	W	28	-	27

Team Statistics

<u>Score by Quarters</u>	<u>1</u>	<u>2</u>	<u>3</u>	<u>4</u>	<u>OT</u>	<u>Total</u>	<u>Avg</u>
Coldwater	205	184	178	75	10	652	43.5
Opponents	42	50	56	69	3	220	14.7

	<u>Coldwater</u>		<u>Opponents</u>	
<u>Offensive</u>	<u>Season</u>	<u>Average</u>	<u>Season</u>	<u>Average</u>
<u>First Downs</u>	251	17	193	13
Rushing	111	7	108	7
Passing	135	9	73	5
Penalty	5	0	12	1
<u>Rushing Yards</u>	2329	155	1901	127
Attempts	474	32	578	39
Average	4.9	4.9	3.3	3.3
<u>Passing Yards</u>	3264	218	1560	104
Completions	209	14	139	9
Attempts	366	24	316	21
Interceptions	17	1.1	26	1.7
Average per Att	8.9	8.9	4.9	4.9
Average per Comp	15.6	15.6	11.2	11.2
<u>Total Offensive Yards</u>	5593	373	3461	231
Total Plays	840	56	894	60
Average per Play	6.7	6.7	3.9	3.9
<u>Turnovers</u>				
Total Turnovers	29	2.1	38	2.3
Interceptions	17	1.1	26	1.7
Fumbles	15	1.0	34	2.3
Lost	12	0.8	12	0.8
Penalties	84	6	57	4
Yards	679	45	485	32



Coldwater Cavaliers
OHSAA Division 4 State Champions



2007 Season Statistics

Individual Statistics

<u>Rushing</u>	<u>Att</u>	<u>Yds</u>	<u>TD</u>	<u>Lng</u>	<u>Avg</u>
1 Westgerdes, Chad	15	43	0	12	2.9
3 Kaup, Zach	1	-6	0	-6	-6.0
5 Geier, Ryan	6	16	0	10	2.7
11 Klenke, Cory	97	650	5	32	6.7
15 Wenning, Keith	65	300	1	25	4.6
16 Paynter, Colin	12	34	1	24	2.8
18 Kunk, Tyler	14	82	0	20	5.9
22 Pohl, Jacob	1	1	0	1	1.0
28 Harlamert, Tony	128	782	28	81	6.1
30 Muhlenkamp, Trent	82	369	7	53	4.5
33 Gillis, Dylan	7	33	0	13	4.7
36 Bruns, Justin	7	34	0	17	4.9
41 Homan, Adam	18	55	2	14	3.1
88 Woeste, Jordan	1	-9	0	-9	-9.0

<u>Passing</u>	<u>Att</u>	<u>Cmp</u>	<u>Int</u>	<u>Yds</u>	<u>TD</u>	<u>Rating *</u>
3 Kaup, Zach	3	2	0	69	1	
11 Klenke, Cory	297	171	14	2578	30	154.395
15 Wenning, Keith	65	36	3	617	7	161.428
16 Paynter, Colin	1	0	0	0	0	-

* QB rating based upon the NCAA calculation

<u>Receiving</u>	<u>Cat</u>	<u>Yds</u>	<u>TD</u>	<u>Lng</u>	<u>Avg</u>
3 Kaup, Zach	37	500	6	76	13.5
5 Geier, Ryan	56	1128	13	80	20.1
8 Rutschilling, Dusty	5	100	2	56	20.0
10 Siefring, Zach	19	257	0	33	13.5
15 Wenning, Keith	1	5	0	5	5.0
18 Kunk, Tyler	8	43	1	10	5.4
23 Giere, Mitch	1	4	0	4	4.0
28 Harlamert, Tony	59	882	10	65	14.9
30 Muhlenkamp, Trent	2	18	0	15	9.0
36 Bruns, Justin	3	50	1	25	16.7
37 Steinbrunner, Mark	3	138	3	57	46.0
41 Homan, Adam	8	28	1	7	3.5
83 Bruggeman, Drew	1	56	1	56	56.0
86 Gaerke, Dane	5	47	0	17	9.4
87 Lefeld, Eric	1	8	0	8	8.0

<u>Field Goals</u>	<u>Att</u>	<u>Made</u>	<u>Lng</u>
2 de la Rosa, Mario	4	4	35

<u>Punting</u>	<u>No</u>	<u>Yds</u>	<u>Avg</u>	<u>Lng</u>	<u>Blk</u>
11 Klenke, Cory	17	576	33.9	51	0
15 Wenning, Keith	19	675	35.5	52	0
88 Woeste, Jordan	11	314	28.5	36	0

<u>Kickoffs</u>	<u>No</u>	<u>Yds</u>	<u>Avg</u>	<u>Lng</u>
2 de la Rosa, Mario	98	4522	46	60
88 Woeste, Jordan	10	465	47	60

<u>Punt Returns</u>	<u>No</u>	<u>Yds</u>	<u>TD</u>	<u>Lng</u>
1 Westgerdes, Chad	4	86	1	60
5 Geier, Ryan	20	325	2	71
6 Eilerman, Nick	1	4	0	4
28 Harlamert, Tony	23	135	0	23

<u>Kick Returns</u>	<u>No</u>	<u>Yds</u>	<u>TD</u>	<u>Lng</u>
1 Westgerdes, Chad	4	126	0	63
3 Kaup, Zach	3	33	0	20
5 Geier, Ryan	16	269	0	32
7 Schoenherr, Keith	1	3	0	3
8 Rutschilling, Dusty	1	35	0	35
14 Rammel, Adam	2	12	0	6
28 Harlamert, Tony	9	188	0	55
30 Muhlenkamp, Trent	1	3	0	3
33 Gillis, Dylan	1	1	0	1
37 Steinbrunner, Mark	1	0	0	0
54 Bruns, Kelvin	1	0	0	0

<u>Interceptions</u>	<u>No</u>	<u>Yds</u>	<u>TD</u>	<u>Avg</u>
3 Kaup, Zach	1	18	0	18.0
5 Geier, Ryan	1	14	0	14.0
8 Rutschilling, Dusty	2	22	0	11.0
11 Klenke, Cory	11	219	2	19.9
28 Harlamert, Tony	6	148	2	24.7
37 Steinbrunner, Mark	2	43	1	21.5
41 Homan, Adam	1	54	1	54.0
81 Welsch, Craig	1	10	0	10.0
83 Bruggeman, Drew	1	0	0	0.0

<u>PATs</u>	<u>Att</u>	<u>Cmp</u>	<u>Streak</u>
2 de la Rosa, Mario	83	84	54
54 Bruns, Kelvin	3	6	0



Coldwater Cavaliers
OHSAA Division 4 State Champions



2007 Season Statistics

Individual Statistics

Tackles	1st Hit	2nd Hit	Total Tackles	For Loss	QB Sack	Caused Bad Pass	Broke-up Pass	Caused Fumble	Recovered Fumble	Blocked Kick
Bruns, Justin	66	62	128	1	5.5	6	2			
Homan, Adam	73	55	128		1.5	3	2	1	1	
Steinbrunner, Mark	81	47	128	3	6.0	5	1	3	2	
Kunk, Ty	57	43	100	8	10.5	7	2	1	5	
Schoenherr, Keith	41	44	85	1.5	10.0	7		1	1	1
Rutschilling, Dusty	50	33	83		1.5	5	4		2	
Pleiman, Brock	40	28	68	6	3.0	11		1	3	
Scharman, Kurt	29	38	67	3	2.0	4		1		1
Geier, Ryan	42	25	67	0.5		1	9			
Harlamert, Tony	49	16	65				12	1		
Bruns, Kelvin	31	24	55	5		1		1	1	
Bruggeman, Nate	31	16	44		1.0			1		
Klenke, Cory	30	12	42				9			
Westerheide, Kurt	24	14	38	2	1.0					
Muhlenkamp, Trent	20	13	33							
Lefeld, Eric	14	10	24	4	2.0	1	1	1		
Gable, Nick	14	7	21		0.5	1				
Grieshop, Jason	8	9	17							
Kaup, Zach	6	10	16				1	1		
Giere, Mitch	6	5	11				2		1	
Siefring, Zach	8	3	11				1			
Brunswick, Ray	6	3	9							
Gaerke, Brian	6	2	8							
Alig, Adam	5	2	7	2						
Westgerdes, Chad	6	1	7							
Pohl, Jake	6	1	7							
Rammel, Adam	5	1	6				1	1		
Eilerman, Nick	2	3	5							
Harlow, Nathan	3	2	5							
Gaerke, Dane	5		5							
Woeste, Jordan	5		5							
Post, Trey	1	3	4	1					2	
Otten, Brady	2	2	4							
Bruggeman, Drew	2	1	3							
Muhlenkamp, Steve	1	1	2							
Uhlenhake, Keith	1	1	2							
Robbins, Trevor	2		2							
Paynter, Colin	2		2							
Post, Bryan	2		2							
Berger, Brandon		2	2							
Gruss, Matt	1		1							
Ahrens, Kyle	1		1							
Sanning, Brad	1		1							
Hibner, Craig	1		1							
dela Rosa, Mario		1	1							
Grieshop, Luke		1	1							
Homan, Craig		1	1							
Gillis, Dylan		1	1							



2007 Coldwater Cavalier Football Media Guide



Cavalier Coaching Staff



John Reed – Head Coach
*Ohio High School Coaches
Hall of Fame Inductee - 2007*

Offensive Coordinator
Quarterbacks, Linebackers & Running Backs

High School: Upper Sandusky, Ohio
College: B.S. South Western Oklahoma St.
M.S. St. Francis College
Years at Coldwater: 13
Record 142 – 28
8 MAC championships
(5 at Coldwater, 3 at Rockford Parkway)



Tim Hoyng

Defensive Coordinator
Defensive Backs & Wide
Receivers

High School: Coldwater,
Ohio
College: B.S. & M.S. Wright
State University
Years at Coldwater: 31

Randy Wright

Offensive and Defensive
Tackles

High School: Huron High
(Ohio)
College: B.S. Ohio Northern,
M.S. Bowling Green
Years at Coldwater: 23



Jason Hemmelgarn

Tight Ends & Safeties

High School: Coldwater High
School
College: BGSU, University of
Dayton
Years at Coldwater: 9

Chip Otten

Defensive Ends, Guards &
Centers

High School: Coldwater High
School
College: BGSU
Years at Coldwater: 6



Jerry Kanney

Outside Linebackers

High School: Coldwater High
School
College: Ohio Northern
University
Years at Coldwater: 11

Thad Forsthoefel

Outside Linebackers &
Kickers

High School: Coldwater High
School
College: BGSU
Years at Coldwater: 4





2007 Coldwater Cavalier Football Media Guide



Cavalier Roster

As a courtesy to our media friends, phonetic spelling of last names is included. Note that these are not dictionary phonetics but rather how each syllable sounds with the bold syllable receiving the accent.

1	Chad Westgerdes	wes · gurr · dees	51	Adam Alig	ah · lig
2	Mario de la Rosa	dell · ah · rose · ah	52	Ryan Seas	sieze
3	Zach Kaup	cowp	53	Brad Sanning	san ning
4	Nick Gabel	gay bel	54	Kelvin Bruns	broons
5	Ryan Geier	geye · er	55	Steve Muhlenkamp	mole · len · camp
6	Nick Eilerman	eye · ler · men	56	Cody Homan	hoe · men
7	Keith Schoenherr	shane · hair	57	Brad Gilliland	gill · leh · land
8	Dusty Rutschilling	rich · ling	58	Matt Gruss	goose
9	Andrew Feltz	felts	60	Kurt Westerheide	wes ter hide e
10	Zach Sieftring	sea · fring	61	Trey Post	post
11	Cory Klenke	clin · key	62	Brad Buening	bean · ing
12	Aaron Rammel	ramm ul	63	Bryan Post	post
13	Ethan Bettinger	bet ing ger	64	Kyle Post	post
14	Adam Rammel	ramm ul	65	Josh Schlarman	schlar men
15	Keith Wenning	when · ning	66	Kerry Link	link
16	Colin Paynter	pain · ter	67	Jacob Severt	see vert
17	Ross Wermert	were mert	68	Craig Homan	hoe · men
18	Tyler Kunk	kungk	69	Kurt Schlarman	schlar men
21	Nathan Piper	pie -per	70	James Meinerding	miner ding
22	Jacob Pohl	pole	71	Nick Gilliland	gill · leh · land
23	Mitch Giere	geye · er	72	Greg Kleinhenz	kline · hens
24	Nate Kaup	cowp	73	Aaron Gilliland	gill · leh · land
28	Tony Harlamert	har · lah · mert	74	Ray Brunswick	bruns · wick
30	Trent Muhlenkamp	mole · len · camp	75	Jeremy Jansen	jan · sen
31	Brady Otten	ott · in	76	Abe Kramer	cray mer
32	Reese Klenke	clin · key	77	Seth Meyer	my er
33	Dylan Gillis	gill · is	78	Kyle Ahrens	arns
34	Nathan Harlow	har · low	79	Tyler Wilder	while der
35	Brian Gaerke	gar · key	80	Luke Grieshop	gree · shup
36	Justin Bruns	broons	81	Craig Welsch	welsh
37	Mark Steinbrunner	stine · brooner	83	Drew Bruggeman	brug · ga · men
38	Kurt Schoenherr	shane · hair	84	Ryan Stelzer	stell zer
40	Nate Bruggeman	brug · ga · men	85	Keith Uhlenhake	you · len · hake
41	Adam Homan	hoe · men	86	Dane Gaerke	gar · key
42	Dustin Gillis	gill · is	87	Eric Lefeld	lay feld
44	Brock Pleiman	ply · men	88	Jordan Woeste	waist · ee
50	Brandon Berger	burr · gurr			



2007 Coldwater Cavalier Football Media Guide



Team Records

Game

Most Points Scored	70 - Parkway 2005
Most Points Allowed	60 - Shawnee 1963
Most Points Combined	111 - Kettering Alter 2007 (59-52)
Most Points Scored in Victory	76 - Lima CC 2002 (76-6)
Most Points Scored in Defeat	39 - Brookville 1994 (39-49)
Largest Margin of Victory	70-0 - Parkway 2005
Largest Margin of Defeat	60-0 - Shawnee 1963

Season

Most Wins	15 in 2005
Most Losses	10 in 1971
Most Points Scored	622 in 14 games 2007
Most Points Scored Regular Season	417 in 10 games 2005
Most Points Allowed	293 in 10 games 1972
Most Points Allowed Regular Season	293 in 10 games 1972
Least Points Scored	6 in 2 games in 1936
Least Points Allowed	19 in 9 games in 1948
Most Average Points Scored	42.6 in 9 games in 1953
Most Average Points Allowed	29.3 in 10 games 1972
Least Average Points Scored	3.0 in 2 games in 1936
Least Average Points Allowed	2.1 in 9 games in 1948
Most Shutouts	6 in '48, '75, '87, 2005
Most Times Shutout	4 in '39, '45, '71
One Loss Seasons	8 - '36, '38, '47, '52, '53, '82, 2002, 2004
Undefeated Seasons	6 - '48, '54, 61, '76, '83, 2005

Streaks

Consecutive Wins	26 - 2005-2006
Consecutive Losses	15 - 1971-1972
Consecutive Winning Seasons	13 - 1995-2007
Consecutive Losing Seasons	5 - 1988-1991 & 1963-1967
Consecutive MAC Wins	30 - 2003-2006
Consecutive Home Wins	34 - 2001-2006
Consecutive Regular Season Wins	35 - 2003-2006
Consecutive Defensive Shutouts	5 - 1987
Consecutive Offensive Shutouts	4 - 1944-45



2007 Coldwater Cavalier Football Media Guide



Other Items of Interest

- 13 consecutive winning seasons (1995 - 2007)
- Midwest Athletic Conference Titles: (15) - 1975, 1976, 1977, 1980, 1982, 1983, 1984, 1985, 1986, 1987, 2001, 2002, 2004, 2005, 2006
- OHSAA State Champions: 2005
- OHSAA State Runner-Up: 1998, 2000
- OHSAA State Semi Final Appearances: (7) 1995, 1998, 2000, 2001, 2004, 2005, 2007
- OHSAA Regional Final Appearances: (9) - 1995, 1998, 1999, 2000, 2001, 2003, 2004, 2005, 2007
- OHSAA Tournament Appearance: (13) - 1986, 1995, 1997, 1998, 1999, 2000, 2001, 2002, 2003, 2004, 2005, 2006, 2007
- Associated Press Poll Titles: 2002, 2004, 2005